TOWN OF SOUTHBURY

MUNICIPAL BUDGET

2022-2023

Approved at Town Referendum
Wednesday, 4th of May 2022

TOWN OF SOUTHBURY
FISCAL YEAR 2022-2023
PROPOSED BORAD OF FINANCE BUDGET
DETAIL VERSION

TABLE OF CONTENTS

Consolidated Budget	1
Departmental budgets	3
Capital, Reserves, and Debt	56
Revenue Budget	65
Mill Rate Calculation	66
Statement of Fund Balance	67
Statement of Capital / Reserve Funds	68
Special Revenue Funds	69
Ballot Question	71

A description of the operating guidelines and practices for the financing of the Town of Southbury are described in the **"Financing Southbury - A Guide to the Budget Process"** document published separately. The document and an electronic copy of the budget can be found on the Town's website at www.southbury-ct.gov/budget.

TOWN OF SOUTHBURY
FISCAL YEAR 2022-2023
CONSOLIDATED OPERATING BUDGET ($)

TOTALS	21,299,855	71,372,580	46,232,212	70,726,849	76,289,438	73,883,185	73,477,220	73,427,220	2.88%	2,054,640	-

DEPT NAME	FY 2020-2021 ACTUAL EXPENDITURE	FY 2021-2022 BUDGET	FY 2021-2022 YTD ACTUAL	FY 2021-2022 ESTIMATED EXPENDITURES	FY 2022-2023 DEPARTMENT REQUEST	FY 2022-2023 FIRST SEL BUDGET	FY 2022-2023 BOS BUDGET	FY 2022-2023 BOF BUDGET	% CHANGE	$ CHANGE	REVENUE OFFSET
Bd Of Selectmen	443,741	467,861	336,454	465,490	467,862	467,862	367,862	367,862	-21.37%	(99,999)	
Service Expense	57,984	59,400	32,955	55,400	59,400	59,400	59,400	59,400	0.00%	-	
Other	140,243	139,071	94,973	118,571	164,971	164,971	164,971	164,971	18.62%	25,900	
Committee	12,068	23,800	7,519	12,419	31,819	31,819	31,819	31,819	33.69%	8,019	
Labor	2,574,305	2,644,374	1,710,628	2,563,100	2,988,393	2,988,393	2,888,393	2,888,393	9.23%	244,019	
Computer	377,027	437,519	315,391	428,143	463,449	463,449	463,449	463,449	5.93%	25,930	
Bd Of Selectmen	3,605,369	3,772,025	2,497,920	3,643,123	4,175,894	4,175,894	3,975,894	3,975,894	5.40%	203,869	-
Pension	898,000	905,500	878,000	905,500	861,500	861,500	861,500	861,500	-4.86%	(44,000)	
Total Pension	898,000	905,500	878,000	905,500	861,500	861,500	861,500	861,500	-4.86%	(44,000)	-
Probate	8,781	8,126	8,126	8,126	8,108	8,108	8,108	8,108	-0.22%	(18)	
Elections	129,070	143,810	81,600	143,800	150,934	150,934	150,934	150,934	4.95%	7,124	
Bd Of Finance	95,139	84,100	52,786	75,400	84,100	84,100	84,100	84,100	0.00%	-	
Bd Assess Appeal	221	4,028	141	1,000	1,050	1,050	1,050	1,050	-73.93%	(2,978)	
Fiscal	325,120	346,202	258,576	344,403	342,967	342,967	387,002	387,002	11.78%	40,800	
Tax collector	148,075	158,209	107,466	142,899	164,573	164,573	164,573	164,573	4.02%	6,364	
Assessor	140,284	167,294	116,175	161,129	173,419	173,419	173,419	173,419	3.66%	6,125	
Town Clerk	235,848	273,433	188,679	262,249	271,892	271,892	271,892	271,892	-0.56%	(1,541)	
Build/Zoning	137,988	178,177	124,169	175,927	178,027	178,027	178,027	178,027	-0.08%	(150)	
Insurance	621,296	664,429	482,757	664,429	701,352	701,352	701,352	701,352	5.56%	36,923	
Legal	94,568	105,000	41,970	105,000	125,000	125,000	125,000	125,000	19.05%	20,000	
Planning	122,683	149,889	96,955	147,627	158,462	158,462	158,462	158,462	5.72%	8,573	
Wetlands	83,445	99,103	60,504	98,353	109,748	109,748	109,748	109,748	10.74%	10,645	
Zoning	2,550	6,792	1,942	6,597	7,567	7,117	7,117	7,117	4.79%	325	
Zoning Appeals	371	39,977	11,615	39,903	1,629	1,204	1,204	1,204	-96.99%	(38,773)	
Economic Dev.	86,547	101,210	65,530	93,640	114,825	101,325	101,325	101,325	0.11%	115	
Gen. Government	2,231,987	2,529,779	1,698,990	2,470,482	2,593,654	2,579,279	2,623,314	2,623,314	3.70%	93,535	-
Fire	555,958	566,666	388,989	566,666	601,592	601,592	601,592	601,592	6.16%	34,926	
Dispatch	397,251	408,287	296,718	407,957	412,240	412,240	412,240	412,240	0.97%	3,953	
Police	2,400,114	2,531,497	1,662,971	2,517,171	2,788,599	2,722,205	2,722,205	2,722,205	7.53%	190,708	
Emergency Mang.	74,507	93,722	67,446	93,577	90,862	90,862	90,862	90,862	-3.05%	(2,860)	
Fire Marshal	72,983	101,311	64,236	100,246	100,491	88,055	88,055	88,055	-13.08%	(13,256)	
TreeServices	31,594	40,130	12,256	40,130	40,130	31,630	31,630	31,630	-21.18%	(8,500)	
Animal Control	72,315	99,404	60,335	97,731	101,312	101,312	101,312	101,312	1.92%	1,908	
Emergency Services	326,479	323,112	56,987	56,987	43,200	43,200	43,200	43,200	-86.63%	(279,912)	
Public Safety	3,931,200	4,164,129	2,609,937	3,880,466	4,178,426	4,091,096	4,091,096	4,091,096	-1.75%	(73,033)	-
Conservation	13,667	17,466	5,713	16,615	21,050	21,050	21,050	21,050	20.52%	3,584	
Health District	189,484	198,059	197,863	197,863	200,778	200,778	200,778	200,778	1.37%	2,719	

DEPT NAME	FY 2020-2021 ACTUAL EXPENDITURE	FY 2021-2022 BUDGET	FY 2021-2022 YTD ACTUAL	FY 2021-2022 ESTIMATED EXPENDITURES	FY 2022-2023 DEPARTMENT REQUEST	FY 2022-2023 FIRST SEL BUDGET	FY 2022-2023 BOS BUDGET	FY 2022-2023 BOF BUDGET	% CHANGE	$ CHANGE	REVENUE OFFSET
Environmental	40,000	40,800	40,000	40,000	40,800	40,800	40,800	40,800	0.00%	-	
Lake Zoar	19,783	23,708	23,708	23,708	26,783	26,783	26,783	26,783	12.97%	3,075	
Lake Lillinonah	27,164	30,027	30,027	30,027	38,109	38,109	38,109	38,109	26.92%	8,082	
Pomp. Water Auth.	-	100	-	-	100	100	100	100	0.00%	-	
Water Poll. Control	-	100	-	-	100	100	100	100	0.00%	-	
Public Health	290,098	310,260	297,311	308,213	327,720	327,720	327,720	327,720	5.63%	17,460	-
Seniors	295,766	413,077	235,523	383,560	417,831	412,831	412,831	412,831	-0.06%	(246)	
Historic Blds.	5,444	6,930	3,424	5,680	6,930	6,930	6,930	6,930	0.00%	-	
Library	710,005	764,123	578,795	760,550	772,783	772,783	772,783	772,783	1.13%	8,660	
Recreation	344,081	559,863	336,042	537,781	594,174	594,174	594,174	594,174	6.13%	34,311	
Other	-	500	-	500	500	500	500	500	0.00%	-	
Community Act.	1,355,296	1,744,493	1,153,784	1,688,071	1,792,218	1,787,218	1,787,218	1,787,218	2.45%	42,725	-
Town Prop. In	328,837	369,870	272,686	369,870	369,870	369,870	369,870	369,870	0.00%	(0)	
Energy	232,279	320,000	146,799	275,000	320,000	320,000	320,000	320,000	0.00%	-	
Town Prop. Out	443,287	500,878	333,590	500,877	520,372	520,372	520,372	520,372	3.89%	19,494	
Solid Waste	1,057,150	1,079,673	519,367	1,081,730	1,120,271	1,118,271	1,118,271	1,118,271	3.57%	38,598	
Highway	2,028,807	2,245,051	1,682,774	2,231,595	2,458,150	2,413,205	2,413,205	2,413,205	7.49%	168,154	
Public Works	4,090,360	4,515,472	2,955,215	4,459,072	4,788,663	4,741,717	4,741,717	4,741,717	5.01%	226,245	-
Contingency	131,917	150,000	-	150,000	150,000	150,000	150,000	150,000	0.00%	-	
Refunds	147,200	115,000	103,921	115,000	115,000	115,000	115,000	115,000	0.00%	-	
Other	279,117	265,000	103,921	265,000	265,000	265,000	265,000	265,000	0.00%	-	-
							-	-			
Total Operating	16,681,427	18,206,658	12,195,078	17,619,927	18,983,075	18,829,425	18,673,460	18,673,460	2.56%	466,802	-
Capital	58,490	43,060	43,060	43,060	2,362,846	138,193	138,193	138,193	220.93%	95,133	
Vehicle Repl - Equip	805,000	725,000	725,000	725,000	700,000	700,000	700,000	700,000	-3.45%	(25,000)	
Infrastructure	205,700	226,270	226,270	226,270	237,584	237,584	237,584	237,584	5.00%	11,314	
Reserve Funds	162,000	244,800	484,190	185,800	198,940	198,940	198,940	198,940	-18.73%	(45,860)	
Debt	882,238	531,192	531,192	531,192	436,902	436,902	436,902	436,902	-17.75%	(94,290)	
Total Reserves & Debt	2,113,428	1,770,322	2,009,712	1,711,322	3,936,272	1,711,619	1,711,619	1,711,619	-3.32%	(58,704)	-
Roads	2,505,000	1,603,578	1,603,578	1,603,578	1,832,349	1,832,349	1,582,349	1,532,349	-4.44%	(71,229)	
Total Municipal	21,299,855	21,580,558	15,808,368	20,934,827	24,751,695	22,373,392	21,967,427	21,917,427	1.56%	336,869	-
Region 15	48,007,514	49,792,022	30,423,844	49,792,022	51,537,743	51,509,793	51,509,793	51,509,793	3.45%	1,717,771	
Total	69,307,369	71,372,580	46,232,212	70,726,849	76,289,438	73,883,185	73,477,220	73,427,220	2.88%	2,054,640	-

TOWN OF SOUTHBURY
FISCAL YEAR 2022-2023
DEPARTMENTAL OPERATING BUDGET ($)

DEPT:	Selectman
DEPT NUM:	10050

TOTALS	443,741	467,861	336,454	465,490	467,862	467,862	367,862	367,862	-21.37%	

ACCT DESCRIPTION	ACCT OBJECT CODE	FY 2020-2021 ACTUAL EXPENDITURE	FY 2021-2022 BUDGET	FY 2021-2022 YTD ACTUAL	FY 2021-2022 ESTIMATED EXPENDITURES	FY 2022-2023 DEPARTMENT REQUEST	FY 2022-2023 FIRST SEL BUDGET	FY 2022-2023 BOS BUDGET	FY 2022-2023 BOF BUDGET	% CHANGE	EXPLANATION
SALARIES - DEPT. HEAD	51001	108,009	110,703	81,664	110,703	110,703	110,703	110,703	110,703	0.00%	51001
SALRAIES- FULL TIME OTHER	51002	260,123	272,413	194,463	272,414	272,414	272,414	172,414	172,414	-36.71%	51002
SALARIES OVERTIME	51004	2,603	2,603	2,334	2,603	2,603	2,603	2,603	2,603	0.00%	51004
SALRAIES - 1st SELECTMAN'S ASSISTANT	51008	68,651	74,516	55,043	74,516	74,516	74,516	74,516	74,516	0.00%	51008
FIRST SELECTMAN EXPENSES	55040	1,696	1,696	1,271	1,696	1,696	1,696	1,696	1,696	-0.01%	55040
SELECTMAN EXPENSES	55045	2,660	5,930	1,681	3,558	5,930	5,930	5,930	5,930	0.00%	55045
							-	-	-	N/A	
							-	-	-	N/A	
							-	-	-	N/A	
							-	-	-	N/A	
							-	-	-	N/A	
							-	-	-	N/A	
							-	-	-	N/A	
							-	-	-	N/A	
							-	-	-	N/A	
							-	-	-	N/A	
							-	-	-	N/A	
							-	-	-	N/A	
							-	-	-	N/A	
							-	-	-	N/A	
							-	-	-	N/A	
							-	-	-	N/A	
							-	-	-	N/A	
							-	-	-	N/A	

TOWN OF SOUTHBURY
FISCAL YEAR 2022-2023
DEPARTMENTAL OPERATING BUDGET ($)

DEPT:	Other Expenses
DEPT NUM:	10052

TOTALS	140,243	139,071	94,973	118,571	164,971	164,971	164,971	164,971	18.62%	

ACCT DESCRIPTION	ACCT OBJECT CODE	FY 2020-2021 ACTUAL EXPENDITURE	FY 2021-2022 BUDGET	FY 2021-2022 YTD ACTUAL	FY 2021-2022 ESTIMATED EXPENDITURES	FY 2022-2023 DEPARTMENT REQUEST	FY 2022-2023 FIRST SEL BUDGET	FY 2022-2023 BOS BUDGET	FY 2022-2023 BOF BUDGET	% CHANGE	EXPLANATION
VEHICLE DISPOSAL/ EVICT	52029	300	2,500	-	-	2,500	2,500	2,500	2,500	0.00%	52029
ORGANIZATION & FEES	52070	26,344	28,571	25,274	28,571	29,471	29,471	29,471	29,471	3.15%	52070
OFFICE SUPPLIES	53015	17,999	18,000	2,258	18,000	18,000	18,000	18,000	18,000	0.00%	53015
PROFESSIONAL SERVICES	54025	89,129	82,500	64,531	65,000	107,500	107,500	107,500	107,500	30.30%	54025
OPERATING EXPENSES	55010	1,499	1,500	351	1,500	1,500	1,500	1,500	1,500	0.00%	55010
MISCELLANEOUS	55011	4,972	6,000	2,559	5,500	6,000	6,000	6,000	6,000	0.00%	55011
							-	-	-	N/A	
							-	-	-	N/A	
							-	-	-	N/A	
							-	-	-	N/A	
							-	-	-	N/A	
							-	-	-	N/A	
							-	-	-	N/A	
							-	-	-	N/A	
							-	-	-	N/A	
							-	-	-	N/A	
							-	-	-	N/A	
							-	-	-	N/A	
							-	-	-	N/A	
							-	-	-	N/A	
							-	-	-	N/A	
							-	-	-	N/A	
							-	-	-	N/A	
							-	-	-	N/A	

TOWN OF SOUTHBURY
FISCAL YEAR 2022-2023
DEPARTMENTAL OPERATING BUDGET ($)

DEPT:	Committee
DEPT NUM:	10053

TOTALS	12,068	23,800	7,519	12,419	31,819	31,819	31,819	31,819	33.69%

ACCT DESCRIPTION	ACCT OBJECT CODE	FY 2020-2021 ACTUAL EXPENDITURE	FY 2021-2022 BUDGET	FY 2021-2022 YTD ACTUAL	FY 2021-2022 ESTIMATED EXPENDITURES	FY 2022-2023 DEPARTMENT REQUEST	FY 2022-2023 FIRST SEL BUDGET	FY 2022-2023 BOS BUDGET	FY 2022-2023 BOF BUDGET	% CHANGE	EXPLANATION
CEMETERY	56003	-	100	-	-	100	100	100	100	0.00%	
HISTORIC DISTRICT #1	56004	92	100	-	-	100	100	100	100	0.00%	
MEMORIAL DAY PARADE	56006	2,867	3,000	-	3,000	3,500	3,500	3,500	3,500	16.67%	
RECYCLING COMMITTEE	56009	-	500	-	-	500	500	500	500	0.00%	
VOLUNTEER APPRECIATION	56016	216	2,000	-	1,900	2,000	2,000	2,000	2,000	0.00%	
SOUTHBURY DAY	56020	8,793	18,000	7,519	7,519	25,519	25,519	25,519	25,519	41.77%	
HISTORIC DISTRICT #2	56031	100	100	-	-	100	100	100	100	0.00%	
							-	-	-	N/A	
							-	-	-	N/A	
							-	-	-	N/A	
							-	-	-	N/A	
							-	-	-	N/A	
							-	-	-	N/A	
							-	-	-	N/A	
							-	-	-	N/A	
							-	-	-	N/A	
							-	-	-	N/A	
							-	-	-	N/A	
							-	-	-	N/A	
							-	-	-	N/A	
							-	-	-	N/A	
							-	-	-	N/A	
							-	-	-	N/A	
							-	-	-	N/A	

TOWN OF SOUTHBURY
FISCAL YEAR 2022-2023
DEPARTMENTAL OPERATING BUDGET ($)

DEPT:	Labor
DEPT NUM:	10055

TOTALS	2,574,305	2,644,374	1,710,628	2,563,100	2,988,393	2,988,393	2,888,393	2,888,393	9.23%	

ACCT DESCRIPTION	ACCT OBJECT CODE	FY 2020-2021 ACTUAL EXPENDITURE	FY 2021-2022 BUDGET	FY 2021-2022 YTD ACTUAL	FY 2021-2022 ESTIMATED EXPENDITURES	FY 2022-2023 DEPARTMENT REQUEST	FY 2022-2023 FIRST SEL BUDGET	FY 2022-2023 BOS BUDGET	FY 2022-2023 BOF BUDGET	% CHANGE	EXPLANATION
Medical Insurance	52030	1,794,576	1,981,460	1,233,041	1,950,000	2,053,756	2,053,756	1,953,756	1,953,756	-1.40%	Medical Insurance
Pension-administration	52032	24,000	24,000	20,416	24,000	24,000	24,000	24,000	24,000	0.00%	
Personnel/physicals	52033	3,247	5,000	1,983	4,000	5,000	5,000	5,000	5,000	0.00%	
Emp'e assistance program	52034	1,600	1,600	-	1,600	1,600	1,600	1,600	1,600	0.00%	
Training	55025	3,000	3,000	3,506	3,500	4,000	4,000	4,000	4,000	33.33%	
Social Security	56010	560,324	600,717	446,272	575,000	655,037	655,037	655,037	655,037	9.04%	Payroll Tax
Unemployment	56011	12,558	5,000	5,410	5,000	5,000	5,000	5,000	5,000	0.00%	
Compensation equalization	56015	115,000	3,597	-	-	150,000	150,000	150,000	150,000	4070.14%	
Competitive salary adjustments	56023	60,000	20,000	-	-	90,000	90,000	90,000	90,000	350.00%	
							-	-	-	N/A	
							-	-	-	N/A	
							-	-	-	N/A	
							-	-	-	N/A	
							-	-	-	N/A	
							-	-	-	N/A	
							-	-	-	N/A	
							-	-	-	N/A	
							-	-	-	N/A	
							-	-	-	N/A	
							-	-	-	N/A	
							-	-	-	N/A	
							-	-	-	N/A	
							-	-	-	N/A	
							-	-	-	N/A	

TOWN OF SOUTHBURY
FISCAL YEAR 2022-2023
DEPARTMENTAL OPERATING BUDGET ($)

DEPT:	IT
DEPT NUM:	10056

TOTALS	377,027	437,519	315,391	428,143	463,449	463,449	463,449	463,449	5.93%	

ACCT DESCRIPTION	ACCT OBJECT CODE	FY 2020-2021 ACTUAL EXPENDITURE	FY 2021-2022 BUDGET	FY 2021-2022 YTD ACTUAL	FY 2021-2022 ESTIMATED EXPENDITURES	FY 2022-2023 DEPARTMENT REQUEST	FY 2022-2023 FIRST SEL BUDGET	FY 2022-2023 BOS BUDGET	FY 2022-2023 BOF BUDGET	% CHANGE	EXPLANATION
SALARIES-FULL TIME OTHER	51002	145,679	147,992	109,203	147,993	147,993	147,993	147,993	147,993	0.00%	51002
SALARIES-PART TIME	51003	40,119	49,140	43,695	49,140	49,140	49,140	49,140	49,140	0.00%	51003
SOFTWARE SUPPORT	52005	105,251	128,376	97,100	126,109	146,961	146,961	146,961	146,961	14.48%	52005
SYSTEM SUPPORT	52006	25,506	34,250	8,269	31,050	37,060	37,060	37,060	37,060	8.20%	52006
SOFTWARE UPGRADES	52007	76	1,600	-	800	1,600	1,600	1,600	1,600	0.00%	52007
GIS SUPPORT/MAINTENANC	52013	12,709	22,500	13,114	21,464	22,500	22,500	22,500	22,500	0.00%	52013
TELEPHONES	52053	45,191	48,576	41,410	49,092	52,260	52,260	52,260	52,260	7.58%	52053
TRAINING	55025	2,495	5,085	2,600	2,495	5,935	5,935	5,935	5,935	16.72%	55025
							-	-	-	N/A	
							-	-	-	N/A	
							-	-	-	N/A	
							-	-	-	N/A	
							-	-	-	N/A	
							-	-	-	N/A	
							-	-	-	N/A	
							-	-	-	N/A	
							-	-	-	N/A	
							-	-	-	N/A	
							-	-	-	N/A	
							-	-	-	N/A	
							-	-	-	N/A	
							-	-	-	N/A	
							-	-	-	N/A	

TOWN OF SOUTHBURY
FISCAL YEAR 2022-2023
DEPARTMENTAL OPERATING BUDGET ($)

DEPT:	Pension
DEPT NUM:	10055

TOTALS	898,000	905,500	878,000	905,500	861,500	861,500	861,500	861,500	-4.86%	

ACCT DESCRIPTION	ACCT OBJECT CODE	FY 2020-2021 ACTUAL EXPENDITURE	FY 2021-2022 BUDGET	FY 2021-2022 YTD ACTUAL	FY 2021-2022 ESTIMATED EXPENDITURES	FY 2022-2023 DEPARTMENT REQUEST	FY 2022-2023 FIRST SEL BUDGET	FY 2022-2023 BOS BUDGET	FY 2022-2023 BOF BUDGET	% CHANGE	EXPLANATION
Pension Contribution		843,000	843,000	843,000	843,000	793,000	793,000	793,000	793,000	-5.93%	
							-	-	-	N/A	
Add'l funding from fund balance		289,000	567,000	283,500	567,000	271,000	271,000	271,000	271,000	-52.20%	
							-	-	-	N/A	
DC Plan		55,000	62,500	35,000	62,500	68,500	68,500	68,500	68,500	9.60%	DC Plan
							-	-	-	N/A	
From fund balance		(289,000)	(567,000)	(283,500)	(567,000)	(271,000)	(271,000)	(271,000)	(271,000)	-52.20%	
							-	-	-	N/A	
							-	-	-	N/A	
							-	-	-	N/A	
							-	-	-	N/A	
							-	-	-	N/A	
							-	-	-	N/A	
							-	-	-	N/A	
							-	-	-	N/A	
							-	-	-	N/A	
							-	-	-	N/A	
							-	-	-	N/A	
							-	-	-	N/A	
							-	-	-	N/A	
							-	-	-	N/A	
							-	-	-	N/A	
							-	-	-	N/A	
							-	-	-	N/A	

TOWN OF SOUTHBURY PENSION PLAN - Long-term Projection Based on July 1, 2021 Valuation
All Groups

Interest Rate Assumption 6.25%
Fixed Amortization Period 15 Year Closed

Projection Assumptions: The number of active Police members remains constant. Terminating and retiring active Police members are replaced by new members with the same age / service / gender characteristics as Police members who entered the DB plan during the past few plan years. Pay increases according to the salary scale assumption each year. The Town always pays the Total Contribution shown below. The investments earn annual returns equal to the interest rate assumption. There are no plan changes, assumption changes, or funding method changes.

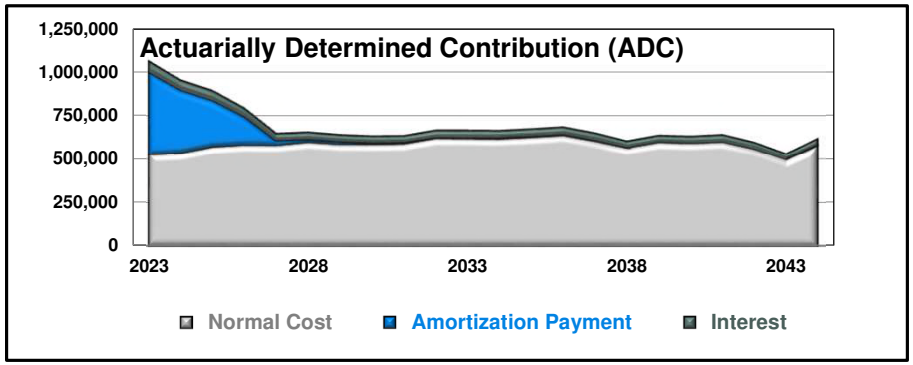

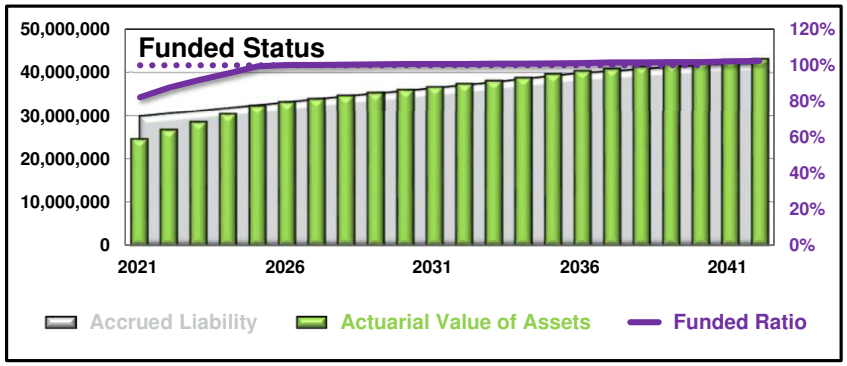

FYE	ADC	Add'l Contrib	From Budget	From Gen. Fund	Total Contrib		Valuation Year	Funded Ratio
2022	1,157,000	253,000	843,000	567,000	1,410,000	from prior	2022	87.6%
2023	1,064,000	0	793,000	271,000	1,064,000	valuations	2023	91.7%
2024	955,000	0	743,000	212,000	955,000		2024	95.5%
2025	892,000	0	693,000	199,000	892,000		2025	99.5%
2026	794,000	0	638,000	156,000	794,000		2026	100.1%
2027	647,000	0	551,000	96,000	647,000		2027	100.2%
2028	654,000	0	553,000	101,000	654,000		2028	100.3%
2029	640,000	0	554,000	86,000	640,000		2029	100.5%
2030	633,000	0	551,000	82,000	633,000		2030	100.6%

This work product was prepared solely for the Town for the purposes described herein and may not be appropriate to use for other purposes. Milliman does not intend to benefit and assumes no duty or liability to other parties who receive this work. Except as otherwise indicated above, the explanatory notes contained in the July 1, 2021 valuation report dated October 27, 2021, including statements of reliance and limitations on use, continue to apply.

This forecast is based on the results of the July 1, 2021 actuarial valuation and assumes that the Town will pay the "Total Contribution" amounts shown above each year, the assets will return 6.25% on a market value basis each year, and there are no future changes in the actuarial methods or assumptions or in the plan provisions. Actual results at each point in time will yield different values, reflecting the actual experience of the plan membership and assets.

Except as otherwise indicated, the explanatory notes contained in the July 1, 2021 valuation report dated October 27, 2021, including statements of reliance and limitations on use, continue to apply.

This work product was prepared solely for the Town for the purposes described herein and may not be appropriate to use for other purposes. Milliman does not intend to benefit and assumes no duty or liability to other parties who receive this work. Milliman recommends that third parties be aided by their own actuary or other qualified professional when reviewing the Milliman work product.

TOWN OF SOUTHBURY PENSION PLAN - Long-term Projection Based on July 1, 2021 Valuation
Non-Police Employees

Interest Rate Assumption 6.25%
Fixed Amortization Period 15 Year Closed

Projection Assumptions: Pay increases according to the salary scale assumption each year. The Town always pays the Total Contribution shown below. The investments earn annual returns equal to the interest rate assumption. There are no plan changes, assumption changes, or funding method changes.

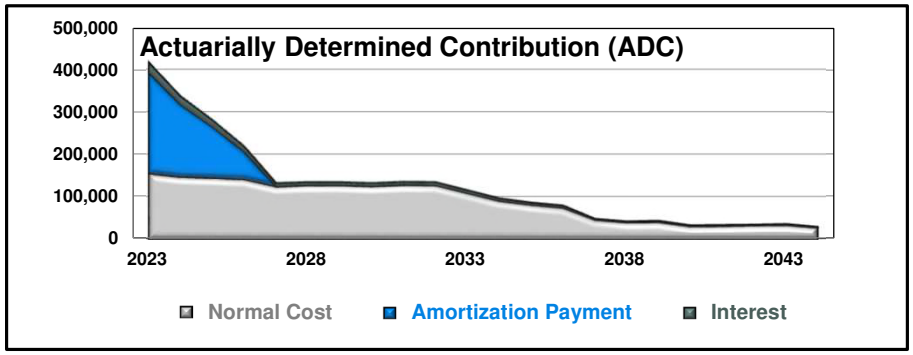

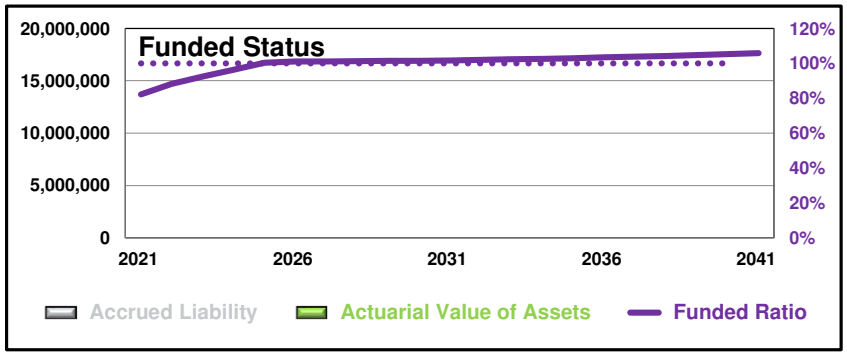

FYE	ADC	Add'l Contrib	From Budget	From Gen. Fund	Total Contrib		Valuation Year	Funded Ratio Goal	Funded Ratio Actual
2022	448,000	253,000	424,000	277,000	701,000	from prior	2022	85.0%	88.2%
2023	417,000	0	374,000	43,000	417,000	valuations	2023	90.0%	92.4%
2024	337,000	0	324,000	13,000	337,000		2024	95.0%	96.2%
2025	281,000	0	274,000	7,000	281,000		2025	100.0%	100.4%
2026	219,000	0	219,000	0	219,000		2026	100.0%	101.0%
2027	132,000	0	132,000	0	132,000		2027	100.0%	101.1%
2028	134,000	0	134,000	0	134,000		2028	100.0%	101.2%
2029	135,000	0	135,000	0	135,000		2029	100.0%	101.4%
2030	132,000	0	132,000	0	132,000		2030	100.0%	101.5%

This work product was prepared solely for the Town for the purposes described herein and may not be appropriate to use for other purposes. Milliman does not intend to benefit and assumes no duty or liability to other parties who receive this work. Except as otherwise indicated above, the explanatory notes contained in the July 1, 2021 valuation report dated October 27, 2021, including statements of reliance and limitations on use, continue to apply.

Scenario basis: funded ratio goal is 100% by 2025; this is achieved without any additional contributions above the Actuarially Determined Contribution; contribution from budget decreases by $50,000/year and remainder is paid from the General Fund.

This forecast is based on the results of the July 1, 2021 actuarial valuation and assumes that the Town will pay the "Total Contribution" amounts shown above each year, the assets will return 6.25% on a market value basis each year, and there are no future changes in the actuarial methods or assumptions or in the plan provisions. Actual results at each point in time will yield different values, reflecting the actual experience of the plan membership and assets.

Except as otherwise indicated, the explanatory notes contained in the July 1, 2021 valuation report dated October 27, 2021, including statements of reliance and limitations on use, continue to apply.

This work product was prepared solely for the Town for the purposes described herein and may not be appropriate to use for other purposes. Milliman does not intend to benefit and assumes no duty or liability to other parties who receive this work. Milliman recommends that third parties be aided by their own actuary or other qualified professional when reviewing the Milliman work product.

TOWN OF SOUTHBURY PENSION PLAN - Long-term Projection Based on July 1, 2021 Valuation
Police Employees

Interest Rate Assumption 6.25%
Fixed Amortization Period 15 Year Closed

Projection Assumptions: The number of active Police members remains constant. Terminating and retiring active Police members are replaced by new members with the same age / service / gender characteristics as Police members who entered the DB plan during the past few plan years. Pay increases according to the salary scale assumption each year. The Town always pays the Total Contribution shown below. The investments earn annual returns equal to the interest rate assumption. There are no plan changes, assumption changes, or funding method changes.

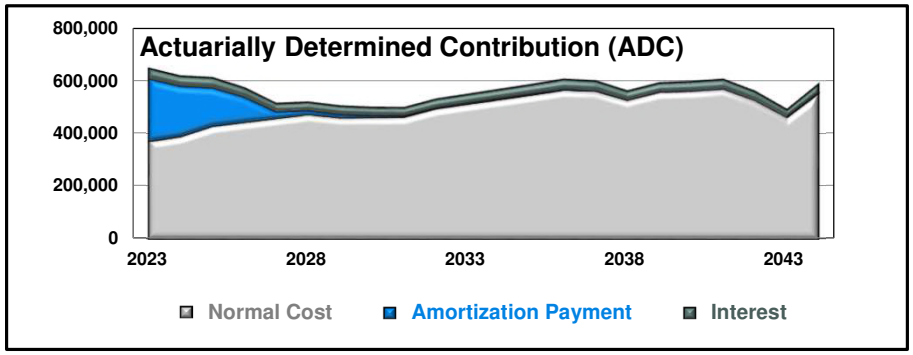

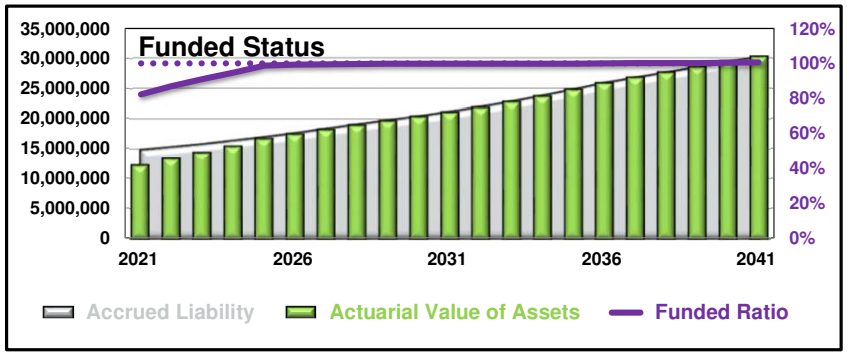

FYE	ADC	Add'l Contrib	From Budget	From Gen. Fund	Total Contrib		Valuation Year	Funded Ratio Goal	Funded Ratio Actual
2022	709,000	0	419,000	290,000	709,000	from prior	2022	83.0%	87.0%
2023	647,000	0	419,000	228,000	647,000	valuations	2023	84.0%	91.1%
2024	618,000	0	419,000	199,000	618,000		2024	85.0%	94.7%
2025	611,000	0	419,000	192,000	611,000		2025	85.0%	98.7%
2026	575,000	0	419,000	156,000	575,000		2026	85.0%	99.2%
2027	515,000	0	419,000	96,000	515,000		2027	85.0%	99.4%
2028	520,000	0	419,000	101,000	520,000		2028	85.0%	99.6%
2029	505,000	0	419,000	86,000	505,000		2029	85.0%	99.7%
2030	501,000	0	419,000	82,000	501,000		2030	85.0%	99.9%

This work product was prepared solely for the Town for the purposes described herein and may not be appropriate to use for other purposes. Milliman does not intend to benefit and assumes no duty or liability to other parties who receive this work. Except as otherwise indicated above, the explanatory notes contained in the July 1, 2021 valuation report dated October 27, 2021, including statements of reliance and limitations on use, continue to apply.

Scenario basis: funded ratio goal is 85% by 2025; this is achieved without any additional contributions above the Actuarially Determined Contribution; contribution from budget increases by 0%/year and remainder is paid from the General Fund.

This forecast is based on the results of the July 1, 2021 actuarial valuation and assumes that the Town will pay the "Total Contribution" amounts shown above each year, the assets will return 6.25% on a market value basis each year, and there are no future changes in the actuarial methods or assumptions or in the plan provisions. Actual results at each point in time will yield different values, reflecting the actual experience of the plan membership and assets.

Except as otherwise indicated, the explanatory notes contained in the July 1, 2021 valuation report dated October 27, 2021, including statements of reliance and limitations on use, continue to apply.

This work product was prepared solely for the Town for the purposes described herein and may not be appropriate to use for other purposes. Milliman does not intend to benefit and assumes no duty or liability to other parties who receive this work. Milliman recommends that third parties be aided by their own actuary or other qualified professional when reviewing the Milliman work product.

TOWN OF SOUTHBURY
FISCAL YEAR 2022-2023
DEPARTMENTAL OPERATING BUDGET ($)

DEPT: Regional Probate Court
DEPT NUM: 10060

TOTALS	8,781	8,126	8,126	8,126	8,108	8,108	8,108	8,108	-0.22%	

ACCT DESCRIPTION	ACCT OBJECT CODE	FY 2020-2021 ACTUAL EXPENDITURE	FY 2021-2022 BUDGET	FY 2021-2022 YTD ACTUAL	FY 2021-2022 ESTIMATED EXPENDITURES	FY 2022-2023 DEPARTMENT REQUEST	FY 2022-2023 FIRST SEL BUDGET	FY 2022-2023 BOS BUDGET	FY 2022-2023 BOF BUDGET	% CHANGE	EXPLANATION
Southbury share - 20.71%	55010	8,781	8,126	8,126	8,126	8,108	8,108	8,108	8,108	-0.22%	Per Town
							-	-	-	N/A	
							-	-	-	N/A	
							-	-	-	N/A	
							-	-	-	N/A	
							-	-	-	N/A	
							-	-	-	N/A	
							-	-	-	N/A	
							-	-	-	N/A	
							-	-	-	N/A	
							-	-	-	N/A	
							-	-	-	N/A	
							-	-	-	N/A	
							-	-	-	N/A	
							-	-	-	N/A	
							-	-	-	N/A	
							-	-	-	N/A	
							-	-	-	N/A	
							-	-	-	N/A	
							-	-	-	N/A	
							-	-	-	N/A	
							-	-	-	N/A	
							-	-	-	N/A	

TOWN OF SOUTHBURY
FISCAL YEAR 2022-2023
DEPARTMENTAL OPERATING BUDGET ($)

DEPT:	Elections										
DEPT NUM:	10061										
	TOTALS	129,070	143,810	81,600	143,800	150,934	150,934	150,934	150,934	4.95%	
ACCT DESCRIPTION	ACCT OBJECT CODE	FY 2020-2021 ACTUAL EXPENDITURE	FY 2021-2022 BUDGET	FY 2021-2022 YTD ACTUAL	FY 2021-2022 ESTIMATED EXPENDITURES	FY 2022-2023 DEPARTMENT REQUEST	FY 2022-2023 FIRST SEL BUDGET	FY 2022-2023 BOS BUDGET	FY 2022-2023 BOF BUDGET	% CHANGE	EXPLANATION
SALARIES - DEPT. HEAD	51001	39,950	40,949	30,121	40,949	40,949	40,949	40,949	40,949	0.00%	51001
SALARIES-PART TIME	51003	28,403	30,875	21,788	30,875	30,875	30,875	30,875	30,875	0.00%	51003
SALARIES-OTHER POLL WORKERS	51005	31,492	34,178	13,184	36,869	36,235	36,235	36,235	36,235	6.02%	51005
OPERATING-ELECTIONS	55009	27,778	30,158	11,904	25,458	34,875	34,875	34,875	34,875	15.64%	55009
OPERATING EXPENSES	55010	1,022	3,650	1,597	3,650	4,000	4,000	4,000	4,000	9.59%	55010
CERTIFICATION	55026	425	4,000	3,005	6,000	4,000	4,000	4,000	4,000	0.00%	55026
							-	-	-	N/A	
							-	-	-	N/A	
							-	-	-	N/A	
							-	-	-	N/A	
							-	-	-	N/A	
							-	-	-	N/A	
							-	-	-	N/A	
							-	-	-	N/A	
							-	-	-	N/A	
							-	-	-	N/A	
							-	-	-	N/A	
							-	-	-	N/A	
							-	-	-	N/A	
							-	-	-	N/A	
							-	-	-	N/A	
							-	-	-	N/A	
							-	-	-	N/A	
							-	-	-	N/A	

TOWN OF SOUTHBURY
FISCAL YEAR 2022-2023
DEPARTMENTAL OPERATING BUDGET ($)

DEPT:	Board of Finance
DEPT NUM:	10062

TOTALS	95,139	84,100	52,786	75,400	84,100	84,100	84,100	84,100	0.00%	

ACCT DESCRIPTION	ACCT OBJECT CODE	FY 2020-2021 ACTUAL EXPENDITURE	FY 2021-2022 BUDGET	FY 2021-2022 YTD ACTUAL	FY 2021-2022 ESTIMATED EXPENDITURES	FY 2022-2023 DEPARTMENT REQUEST	FY 2022-2023 FIRST SEL BUDGET	FY 2022-2023 BOS BUDGET	FY 2022-2023 BOF BUDGET	% CHANGE	EXPLANATION
Salaries- Overtime	51004	-	100	-	-	100	100	100	100	0.00%	
							-	-	-	N/A	
Municipal Auditors	54020	43,600	44,000	40,400	40,400	44,000	44,000	44,000	44,000	0.00%	
							-	-	-	N/A	
Internal Audit / Professional Servi	54025	51,539	40,000	12,386	35,000	40,000	40,000	40,000	40,000	0.00%	
							-	-	-	N/A	
							-	-	-	N/A	
							-	-	-	N/A	
							-	-	-	N/A	
							-	-	-	N/A	
							-	-	-	N/A	
							-	-	-	N/A	
							-	-	-	N/A	
							-	-	-	N/A	
							-	-	-	N/A	
							-	-	-	N/A	
							-	-	-	N/A	
							-	-	-	N/A	
							-	-	-	N/A	
							-	-	-	N/A	
							-	-	-	N/A	
							-	-	-	N/A	
							-	-	-	N/A	

TOWN OF SOUTHBURY
FISCAL YEAR 2022-2023
DEPARTMENTAL OPERATING BUDGET ($)

DEPT: Assessment Appeals
DEPT NUM: 10063

TOTALS	221	4,028	141	1,000	1,050	1,050	1,050	1,050	-73.93%	

ACCT DESCRIPTION	ACCT OBJECT CODE	FY 2020-2021 ACTUAL EXPENDITURE	FY 2021-2022 BUDGET	FY 2021-2022 YTD ACTUAL	FY 2021-2022 ESTIMATED EXPENDITURES	FY 2022-2023 DEPARTMENT REQUEST	FY 2022-2023 FIRST SEL BUDGET	FY 2022-2023 BOS BUDGET	FY 2022-2023 BOF BUDGET	% CHANGE	EXPLANATION
Salaries - part-time	51003	221	3,978	141	1,000	1,000	1,000	1,000	1,000	-74.86%	51,003
							-	-	-	N/A	
Operating	55010	-	50	-	-	50	50	50	50	0.00%	55,010
							-	-	-	N/A	
							-	-	-	N/A	
							-	-	-	N/A	
							-	-	-	N/A	
							-	-	-	N/A	
							-	-	-	N/A	
							-	-	-	N/A	
							-	-	-	N/A	
							-	-	-	N/A	
							-	-	-	N/A	
							-	-	-	N/A	
							-	-	-	N/A	
							-	-	-	N/A	
							-	-	-	N/A	
							-	-	-	N/A	
							-	-	-	N/A	
							-	-	-	N/A	
							-	-	-	N/A	
							-	-	-	N/A	
							-	-	-	N/A	

TOWN OF SOUTHBURY
FISCAL YEAR 2022-2023
DEPARTMENTAL OPERATING BUDGET ($)

DEPT:	Fiscal
DEPT NUM:	11064

TOTALS	325,120	346,202	258,576	344,403	342,967	342,967	387,002	387,002	11.78%	

ACCT DESCRIPTION	ACCT OBJECT CODE	FY 2020-2021 ACTUAL EXPENDITURE	FY 2021-2022 BUDGET	FY 2021-2022 YTD ACTUAL	FY 2021-2022 ESTIMATED EXPENDITURES	FY 2022-2023 DEPARTMENT REQUEST	FY 2022-2023 FIRST SEL BUDGET	FY 2022-2023 BOS BUDGET	FY 2022-2023 BOF BUDGET	% CHANGE	EXPLANATION
SALARIES - DEPT. HEAD	51001	142,512	141,143	104,112	141,144	141,144	141,144	141,144	141,144	0.00%	51001
SALARIES-FULL TIME OTHER	51002	150,881	168,579	126,332	168,579	165,493	165,493	209,528	209,528	24.29%	51002
SALARIES - OVERTIME	51004	1,841	2,000	646	2,000	2,000	2,000	2,000	2,000	0.00%	51004
OPERATING EXPENSES	55010	29,886	34,480	27,486	32,680	34,330	34,330	34,330	34,330	-0.44%	55010
							-	-	-	N/A	
							-	-	-	N/A	
							-	-	-	N/A	
							-	-	-	N/A	
							-	-	-	N/A	
							-	-	-	N/A	
							-	-	-	N/A	
							-	-	-	N/A	
							-	-	-	N/A	
							-	-	-	N/A	
							-	-	-	N/A	
							-	-	-	N/A	
							-	-	-	N/A	
							-	-	-	N/A	
							-	-	-	N/A	
							-	-	-	N/A	
							-	-	-	N/A	
							-	-	-	N/A	
							-	-	-	N/A	

TOWN OF SOUTHBURY
FISCAL YEAR 2022-2023
DEPARTMENTAL OPERATING BUDGET ($)

DEPT:	Tax
DEPT NUM:	10065

TOTALS	148,075	158,209	107,466	142,899	164,573	164,573	164,573	164,573	4.02%

ACCT DESCRIPTION	ACCT OBJECT CODE	FY 2020-2021 ACTUAL EXPENDITURE	FY 2021-2022 BUDGET	FY 2021-2022 YTD ACTUAL	FY 2021-2022 ESTIMATED EXPENDITURES	FY 2022-2023 DEPARTMENT REQUEST	FY 2022-2023 FIRST SEL BUDGET	FY 2022-2023 BOS BUDGET	FY 2022-2023 BOF BUDGET	% CHANGE	EXPLANATION
SALARIES - DEPT. HEAD	51001	69,994	71,744	52,926	71,744	71,744	71,744	71,744	71,744	0.00%	51001
SALARIES-FULL TIME OTHER	51002	49,004	54,424	39,387	54,425	54,425	54,425	54,425	54,425	0.00%	51002
SALARIES - OVERTIME	51004	161	300	54	300	300	300	300	300	0.00%	51004
OPERATING EXPENSES	55010	28,916	31,741	15,099	16,430	38,104	38,104	38,104	38,104	20.05%	55010
							-	-	-	N/A	
							-	-	-	N/A	
							-	-	-	N/A	
							-	-	-	N/A	
							-	-	-	N/A	
							-	-	-	N/A	
							-	-	-	N/A	
							-	-	-	N/A	
							-	-	-	N/A	
							-	-	-	N/A	
							-	-	-	N/A	
							-	-	-	N/A	
							-	-	-	N/A	
							-	-	-	N/A	
							-	-	-	N/A	
							-	-	-	N/A	
							-	-	-	N/A	
							-	-	-	N/A	
							-	-	-	N/A	

TOWN OF SOUTHBURY
FISCAL YEAR 2022-2023
DEPARTMENTAL OPERATING BUDGET ($)

DEPT:	Assessor
DEPT NUM:	10069

TOTALS	140,284	167,294	116,175	161,129	173,419	173,419	173,419	173,419	3.66%	

ACCT DESCRIPTION	ACCT OBJECT CODE	FY 2020-2021 ACTUAL EXPENDITURE	FY 2021-2022 BUDGET	FY 2021-2022 YTD ACTUAL	FY 2021-2022 ESTIMATED EXPENDITURES	FY 2022-2023 DEPARTMENT REQUEST	FY 2022-2023 FIRST SEL BUDGET	FY 2022-2023 BOS BUDGET	FY 2022-2023 BOF BUDGET	% CHANGE	EXPLANATION
SALARIES - DEPT. HEAD	51001	77,803	90,075	58,362	85,000	90,075	90,075	90,075	90,075	0.00%	51001
SALARIES-FULL TIME OTH	51002	41,770	51,544	37,738	51,544	51,544	51,544	51,544	51,544	0.00%	51002
SALARIES - OVERTIME	51004	309	800	1,381	800	800	800	800	800	0.00%	51004
PROFESSIONAL SERVICES	54025	15,000	16,500	15,000	15,000	19,500	19,500	19,500	19,500	18.18%	54025
OPERATING EXPENSES	55010	5,403	8,375	3,695	8,785	11,500	11,500	11,500	11,500	37.31%	55010
							-	-	-	N/A	
							-	-	-	N/A	
							-	-	-	N/A	
							-	-	-	N/A	
							-	-	-	N/A	
							-	-	-	N/A	
							-	-	-	N/A	
							-	-	-	N/A	
							-	-	-	N/A	
							-	-	-	N/A	
							-	-	-	N/A	
							-	-	-	N/A	
							-	-	-	N/A	
							-	-	-	N/A	
							-	-	-	N/A	
							-	-	-	N/A	
							-	-	-	N/A	
							-	-	-	N/A	
							-	-	-	N/A	

TOWN OF SOUTHBURY
FISCAL YEAR 2022-2023
DEPARTMENTAL OPERATING BUDGET ($)

DEPT:	Town Clerk
DEPT NUM:	10070

TOTALS	235,848	273,433	188,679	262,249	271,892	271,892	271,892	271,892	-0.56%	

ACCT DESCRIPTION	ACCT OBJECT CODE	FY 2020-2021 ACTUAL EXPENDITURE	FY 2021-2022 BUDGET	FY 2021-2022 YTD ACTUAL	FY 2021-2022 ESTIMATED EXPENDITURES	FY 2022-2023 DEPARTMENT REQUEST	FY 2022-2023 FIRST SEL BUDGET	FY 2022-2023 BOS BUDGET	FY 2022-2023 BOF BUDGET	% CHANGE	EXPLANATION
SALARIES - DEPT. HEAD	51001	81,440	83,476	61,576	83,476	83,476	83,476	83,476	83,476	0.00%	51001
SALARIES-FULL TIME OTH	51002	116,444	143,153	106,752	143,153	143,153	143,153	143,153	143,153	0.00%	51002
SALARIES - OVERTIME	51003	1,365	1,500	189	1,500	1,500	1,500	1,500	1,500	0.00%	51003
INDEXING & FILMING	52020	26,652	35,874	11,228	26,121	34,793	34,793	34,793	34,793	-3.01%	52020
CODIFICATION	52025	4,000	3,000	2,998	3,000	3,000	3,000	3,000	3,000	0.00%	52025
OPERATING EXPENSES	55010	5,947	6,430	5,935	5,000	5,970	5,970	5,970	5,970	-7.15%	55010
							-	-	-	N/A	
							-	-	-	N/A	
							-	-	-	N/A	
							-	-	-	N/A	
							-	-	-	N/A	
							-	-	-	N/A	
							-	-	-	N/A	
							-	-	-	N/A	
							-	-	-	N/A	
							-	-	-	N/A	
							-	-	-	N/A	
							-	-	-	N/A	
							-	-	-	N/A	
							-	-	-	N/A	
							-	-	-	N/A	
							-	-	-	N/A	
							-	-	-	N/A	

TOWN OF SOUTHBURY
FISCAL YEAR 2022-2023
DEPARTMENTAL OPERATING BUDGET ($)

DEPT:	Building
DEPT NUM:	10071

TOTALS	137,988	178,177	124,169	175,927	178,027	178,027	178,027	178,027	-0.08%	

ACCT DESCRIPTION	ACCT OBJECT CODE	FY 2020-2021 ACTUAL EXPENDITURE	FY 2021-2022 BUDGET	FY 2021-2022 YTD ACTUAL	FY 2021-2022 ESTIMATED EXPENDITURES	FY 2022-2023 DEPARTMENT REQUEST	FY 2022-2023 FIRST SEL BUDGET	FY 2022-2023 BOS BUDGET	FY 2022-2023 BOF BUDGET	% CHANGE	EXPLANATION
SALARIES - DEPT. HEAD	51001	84,925	87,048	64,201	87,048	87,048	87,048	87,048	87,048	0.00%	51001
SALARIES-FULL TIME OTH	51002	50,272	85,579	58,316	85,579	85,579	85,579	85,579	85,579	0.00%	51002
SALARIES - OVERTIME	51004	1,000	1,000	378	1,000	1,000	1,000	1,000	1,000	0.00%	51004
VEHICLES OPERATING EXP	55001	1,123	2,000	735	1,000	2,000	2,000	2,000	2,000	0.00%	55001
OPERATING EXPENSES	55010	667	2,550	538	1,300	2,400	2,400	2,400	2,400	-5.88%	55010
							-	-	-	N/A	
							-	-	-	N/A	
							-	-	-	N/A	
							-	-	-	N/A	
							-	-	-	N/A	
							-	-	-	N/A	
							-	-	-	N/A	
							-	-	-	N/A	
							-	-	-	N/A	
							-	-	-	N/A	
							-	-	-	N/A	
							-	-	-	N/A	
							-	-	-	N/A	
							-	-	-	N/A	
							-	-	-	N/A	
							-	-	-	N/A	
							-	-	-	N/A	
							-	-	-	N/A	
							-	-	-	N/A	

TOWN OF SOUTHBURY
FISCAL YEAR 2022-2023
DEPARTMENTAL OPERATING BUDGET ($)

DEPT:	Insurance
DEPT NUM:	10072

TOTALS	621,296	664,429	482,757	664,429	701,352	701,352	701,352	701,352	5.56%	

ACCT DESCRIPTION	ACCT OBJECT CODE	FY 2020-2021 ACTUAL EXPENDITURE	FY 2021-2022 BUDGET	FY 2021-2022 YTD ACTUAL	FY 2021-2022 ESTIMATED EXPENDITURES	FY 2022-2023 DEPARTMENT REQUEST	FY 2022-2023 FIRST SEL BUDGET	FY 2022-2023 BOS BUDGET	FY 2022-2023 BOF BUDGET	% CHANGE	EXPLANATION
WORKERS COMPENSATION	52035	336,717	375,000	276,793	375,000	375,000	375,000	375,000	375,000	0.00%	
PACKAGE POLICY	52036	220,150	225,000	169,429	225,000	225,000	225,000	225,000	225,000	0.00%	
UMBRELLA & OTHER	52037	48,107	48,107	35,975	48,107	85,000	85,000	85,000	85,000	76.69%	Cyber increase
PUBLIC OFFICIALS INS.	52038	14,474	14,474	560	14,474	14,474	14,474	14,474	14,474	0.00%	
BONDS	52039	1,848	1,848	-	1,848	1,878	1,878	1,878	1,878	1.62%	
							-	-	-	N/A	
							-	-	-	N/A	
							-	-	-	N/A	
							-	-	-	N/A	
							-	-	-	N/A	
							-	-	-	N/A	
							-	-	-	N/A	
							-	-	-	N/A	
							-	-	-	N/A	
							-	-	-	N/A	
							-	-	-	N/A	
							-	-	-	N/A	
							-	-	-	N/A	
							-	-	-	N/A	
							-	-	-	N/A	
							-	-	-	N/A	
							-	-	-	N/A	
							-	-	-	N/A	
							-	-	-	N/A	

TOWN OF SOUTHBURY
FISCAL YEAR 2022-2023
DEPARTMENTAL OPERATING BUDGET ($)

DEPT:	10073
DEPT NUM:	Legal

TOTALS	94,568	105,000	41,970	105,000	125,000	125,000	125,000	125,000	19.05%	

ACCT DESCRIPTION	ACCT OBJECT CODE	FY 2020-2021 ACTUAL EXPENDITURE	FY 2021-2022 BUDGET	FY 2021-2022 YTD ACTUAL	FY 2021-2022 ESTIMATED EXPENDITURES	FY 2022-2023 DEPARTMENT REQUEST	FY 2022-2023 FIRST SEL BUDGET	FY 2022-2023 BOS BUDGET	FY 2022-2023 BOF BUDGET	% CHANGE	EXPLANATION
Labor Related	54032	37,912	45,000	15,990	45,000	45,000	45,000	45,000	45,000	0.00%	
General Litigation	54034	56,656	60,000	25,980	60,000	80,000	80,000	80,000	80,000	33.33%	New Town Attorney
							-	-	-	N/A	
							-	-	-	N/A	
							-	-	-	N/A	
							-	-	-	N/A	
							-	-	-	N/A	
							-	-	-	N/A	
							-	-	-	N/A	
							-	-	-	N/A	
							-	-	-	N/A	
							-	-	-	N/A	
							-	-	-	N/A	
							-	-	-	N/A	
							-	-	-	N/A	
							-	-	-	N/A	
							-	-	-	N/A	
							-	-	-	N/A	
							-	-	-	N/A	
							-	-	-	N/A	
							-	-	-	N/A	
							-	-	-	N/A	
							-	-	-	N/A	

TOWN OF SOUTHBURY
FISCAL YEAR 2022-2023
DEPARTMENTAL OPERATING BUDGET ($)

DEPT:	Planning
DEPT NUM:	10074

TOTALS	122,683	149,889	96,955	147,627	158,462	158,462	158,462	158,462	5.72%	

ACCT DESCRIPTION	ACCT OBJECT CODE	FY 2020-2021 ACTUAL EXPENDITURE	FY 2021-2022 BUDGET	FY 2021-2022 YTD ACTUAL	FY 2021-2022 ESTIMATED EXPENDITURES	FY 2022-2023 DEPARTMENT REQUEST	FY 2022-2023 FIRST SEL BUDGET	FY 2022-2023 BOS BUDGET	FY 2022-2023 BOF BUDGET	% CHANGE	EXPLANATION
SALARIES - DEPT. HEAD	51001	63,652	86,377	54,249	86,377	86,377	86,377	86,377	86,377	0.00%	51001
SALARIES-FULL TIME OTH	51002	44,063	45,382	33,783	45,382	45,382	45,382	45,382	45,382	0.00%	51002
SALARIES - OVERTIME	51004	820	970	748	970	970	970	970	970	0.00%	51004
PROFESSIONAL SERVICES	54025	9,531	7,500	3,151	7,500	15,000	15,000	15,000	15,000	100.00%	54025
OPERATING EXPENSES	55010	1,553	2,660	1,125	1,870	3,460	3,460	3,460	3,460	30.08%	55010
FARM MKT EXPENSE	55015	3,066	7,000	3,899	5,528	7,273	7,273	7,273	7,273	3.90%	55015
							-	-	-	N/A	
							-	-	-	N/A	
							-	-	-	N/A	
							-	-	-	N/A	
							-	-	-	N/A	
							-	-	-	N/A	
							-	-	-	N/A	
							-	-	-	N/A	
							-	-	-	N/A	
							-	-	-	N/A	
							-	-	-	N/A	
							-	-	-	N/A	
							-	-	-	N/A	
							-	-	-	N/A	
							-	-	-	N/A	
							-	-	-	N/A	
							-	-	-	N/A	

TOWN OF SOUTHBURY
FISCAL YEAR 2022-2023
DEPARTMENTAL OPERATING BUDGET ($)

DEPT:	Inland Wetlands
DEPT NUM:	10075

TOTALS	83,445	99,103	60,504	98,353	109,748	109,748	109,748	109,748	10.74%

ACCT DESCRIPTION	ACCT OBJECT CODE	FY 2020-2021 ACTUAL EXPENDITURE	FY 2021-2022 BUDGET	FY 2021-2022 YTD ACTUAL	FY 2021-2022 ESTIMATED EXPENDITURES	FY 2022-2023 DEPARTMENT REQUEST	FY 2022-2023 FIRST SEL BUDGET	FY 2022-2023 BOS BUDGET	FY 2022-2023 BOF BUDGET	% CHANGE	EXPLANATION
SALARIES-FULL TIME OTHER	51002	82,546	93,753	56,374	93,753	104,398	104,398	104,398	104,398	11.35%	51002
REGULATIONS/MAPS	53050	-	900	900	900	900	900	900	900	0.00%	53050
VEHICLES OPERATING EXP	55001	190	500	60	500	500	500	500	500	0.00%	55001
OPERATING EXPENSES	55010	709	3,950	3,170	3,200	3,950	3,950	3,950	3,950	0.00%	55010
							-	-	-	N/A	
							-	-	-	N/A	
							-	-	-	N/A	
							-	-	-	N/A	
							-	-	-	N/A	
							-	-	-	N/A	
							-	-	-	N/A	
							-	-	-	N/A	
							-	-	-	N/A	
							-	-	-	N/A	
							-	-	-	N/A	
							-	-	-	N/A	
							-	-	-	N/A	
							-	-	-	N/A	
							-	-	-	N/A	
							-	-	-	N/A	
							-	-	-	N/A	
							-	-	-	N/A	
							-	-	-	N/A	

TOWN OF SOUTHBURY
FISCAL YEAR 2022-2023
DEPARTMENTAL OPERATING BUDGET ($)

DEPT:	Zoning
DEPT NUM:	10076

TOTALS	2,550	6,792	1,942	6,597	7,567	7,117	7,117	7,117	4.79%	

ACCT DESCRIPTION	ACCT OBJECT CODE	FY 2020-2021 ACTUAL EXPENDITURE	FY 2021-2022 BUDGET	FY 2021-2022 YTD ACTUAL	FY 2021-2022 ESTIMATED EXPENDITURES	FY 2022-2023 DEPARTMENT REQUEST	FY 2022-2023 FIRST SEL BUDGET	FY 2022-2023 BOS BUDGET	FY 2022-2023 BOF BUDGET	% CHANGE	EXPLANATION
SALARIES-PART TIME	51003	-	3,207	-	3,207	3,207	3,207	3,207	3,207	0.01%	51003
VEHICLES OPERATING EXP	55001	-	100	-	100	100	100	100	100	0.00%	55001
OPERATING EXPENSES	55010	2,550	3,485	1,942	3,290	4,260	3,810	3,810	3,810	9.33%	55010
							-	-	-	N/A	
							-	-	-	N/A	
							-	-	-	N/A	
							-	-	-	N/A	
							-	-	-	N/A	
							-	-	-	N/A	
							-	-	-	N/A	
							-	-	-	N/A	
							-	-	-	N/A	
							-	-	-	N/A	
							-	-	-	N/A	
							-	-	-	N/A	
							-	-	-	N/A	
							-	-	-	N/A	
							-	-	-	N/A	
							-	-	-	N/A	
							-	-	-	N/A	
							-	-	-	N/A	
							-	-	-	N/A	
							-	-	-	N/A	

TOWN OF SOUTHBURY
FISCAL YEAR 2022-2023
DEPARTMENTAL OPERATING BUDGET ($)

DEPT:	ZBA
DEPT NUM:	10077

TOTALS	371	39,977	11,615	39,903	1,629	1,204	1,204	1,204	-96.99%	

ACCT DESCRIPTION	ACCT OBJECT CODE	FY 2020-2021 ACTUAL EXPENDITURE	FY 2021-2022 BUDGET	FY 2021-2022 YTD ACTUAL	FY 2021-2022 ESTIMATED EXPENDITURES	FY 2022-2023 DEPARTMENT REQUEST	FY 2022-2023 FIRST SEL BUDGET	FY 2022-2023 BOS BUDGET	FY 2022-2023 BOF BUDGET	% CHANGE	EXPLANATION
SALARIES-FULL TIME OTH	51002	-	38,573	11,043	38,573	-	-	-	-	-100.00%	51002
SALARIES - OVERTIME	51004	-	744	68	744	744	744	744	744	0.06%	51004
OPERATING EXPENSES	55010	371	660	504	585	885	460	460	460	-30.30%	55010
							-	-	-	N/A	
							-	-	-	N/A	
							-	-	-	N/A	
							-	-	-	N/A	
							-	-	-	N/A	
							-	-	-	N/A	
							-	-	-	N/A	
							-	-	-	N/A	
							-	-	-	N/A	
							-	-	-	N/A	
							-	-	-	N/A	
							-	-	-	N/A	
							-	-	-	N/A	
							-	-	-	N/A	
							-	-	-	N/A	
							-	-	-	N/A	
							-	-	-	N/A	
							-	-	-	N/A	
							-	-	-	N/A	
							-	-	-	N/A	

TOWN OF SOUTHBURY
FISCAL YEAR 2022-2023
DEPARTMENTAL OPERATING BUDGET ($)

DEPT:	EDC
DEPT NUM:	10078

TOTALS	86,547	101,210	65,530	93,640	114,825	101,325	101,325	101,325	0.11%

ACCT DESCRIPTION	ACCT OBJECT CODE	FY 2020-2021 ACTUAL EXPENDITURE	FY 2021-2022 BUDGET	FY 2021-2022 YTD ACTUAL	FY 2021-2022 ESTIMATED EXPENDITURES	FY 2022-2023 DEPARTMENT REQUEST	FY 2022-2023 FIRST SEL BUDGET	FY 2022-2023 BOS BUDGET	FY 2022-2023 BOF BUDGET	% CHANGE	EXPLANATION
OPERATING EXPENSES	55010	4,518	17,570	3,834	10,000	31,185	17,685	17,685	17,685	0.65%	55010
DIRECTOR	51001	82,029	83,640	61,696	83,640	83,640	83,640	83,640	83,640	0.00%	51001
							-	-	-	N/A	
							-	-	-	N/A	
							-	-	-	N/A	
							-	-	-	N/A	
							-	-	-	N/A	
							-	-	-	N/A	
							-	-	-	N/A	
							-	-	-	N/A	
							-	-	-	N/A	
							-	-	-	N/A	
							-	-	-	N/A	
							-	-	-	N/A	
							-	-	-	N/A	
							-	-	-	N/A	
							-	-	-	N/A	
							-	-	-	N/A	
							-	-	-	N/A	
							-	-	-	N/A	
							-	-	-	N/A	
							-	-	-	N/A	
							-	-	-	N/A	

TOWN OF SOUTHBURY
FISCAL YEAR 2022-2023
DEPARTMENTAL OPERATING BUDGET ($)

DEPT: Fire Department
DEPT NUM: 10090

TOTALS	555,958	566,666	388,989	566,666	601,592	601,592	601,592	601,592	6.16%	

ACCT DESCRIPTION	ACCT OBJECT CODE	FY 2020-2021 ACTUAL EXPENDITURE	FY 2021-2022 BUDGET	FY 2021-2022 YTD ACTUAL	FY 2021-2022 ESTIMATED EXPENDITURES	FY 2022-2023 DEPARTMENT REQUEST	FY 2022-2023 FIRST SEL BUDGET	FY 2022-2023 BOS BUDGET	FY 2022-2023 BOF BUDGET	% CHANGE	EXPLANATION
Fire Hydrants	52055	44,325	44,400	28,522	44,400	44,400	44,400	44,400	44,400	0.00%	
Fire Dept. - PAR	54054	70,000	75,000	42,893	75,000	73,000	73,000	73,000	73,000	-2.67%	
Tax abatement	55008	25,000	28,500	3,500	28,500	36,932	36,932	36,932	36,932	29.59%	
Operating	55010	416,633	418,766	314,075	418,766	447,260	447,260	447,260	447,260	6.80%	Fire Department Budget
							-	-	-	N/A	
							-	-	-	N/A	
							-	-	-	N/A	
							-	-	-	N/A	
							-	-	-	N/A	
							-	-	-	N/A	
							-	-	-	N/A	
							-	-	-	N/A	
							-	-	-	N/A	
							-	-	-	N/A	
							-	-	-	N/A	
							-	-	-	N/A	
							-	-	-	N/A	
							-	-	-	N/A	
							-	-	-	N/A	
							-	-	-	N/A	
							-	-	-	N/A	
							-	-	-	N/A	
							-	-	-	N/A	
							-	-	-	N/A	

TOWN OF SOUTHBURY
FISCAL YEAR 2022-2023
DEPARTMENTAL OPERATING BUDGET ($)

DEPT:	Communications
DEPT NUM:	10091

TOTALS	397,251	408,287	296,718	407,957	412,240	412,240	412,240	412,240	0.97%	

ACCT DESCRIPTION	ACCT OBJECT CODE	FY 2020-2021 ACTUAL EXPENDITURE	FY 2021-2022 BUDGET	FY 2021-2022 YTD ACTUAL	FY 2021-2022 ESTIMATED EXPENDITURES	FY 2022-2023 DEPARTMENT REQUEST	FY 2022-2023 FIRST SEL BUDGET	FY 2022-2023 BOS BUDGET	FY 2022-2023 BOF BUDGET	% CHANGE	EXPLANATION
SALARIES-FULL TIME OTHER	51002	254,734	262,829	181,623	262,829	262,829	262,829	262,829	262,829	0.00%	51002
SALARIES-PART TIME	51003	41,984	35,201	21,355	35,201	35,201	35,201	35,201	35,201	0.00%	51003
SALARIES - OVERTIME	51004	40,733	34,833	28,676	37,500	38,738	38,738	38,738	38,738	11.21%	51004
EQUIPMENT MAINTENANCE	52001	52,452	65,943	60,206	63,966	67,012	67,012	67,012	67,012	1.62%	52001
OPERATING EXPENSES	55010	2,677	2,345	799	2,345	2,402	2,402	2,402	2,402	2.45%	55010
TRAINING	55025	2,359	5,736	3,521	4,917	4,657	4,657	4,657	4,657	-18.81%	55025
UNIFORMS	55030	2,312	1,400	538	1,200	1,400	1,400	1,400	1,400	0.00%	55030
							-	-	-	N/A	
							-	-	-	N/A	
							-	-	-	N/A	
							-	-	-	N/A	
							-	-	-	N/A	
							-	-	-	N/A	
							-	-	-	N/A	
							-	-	-	N/A	
							-	-	-	N/A	
							-	-	-	N/A	
							-	-	-	N/A	
							-	-	-	N/A	
							-	-	-	N/A	
							-	-	-	N/A	
							-	-	-	N/A	
							-	-	-	N/A	

TOWN OF SOUTHBURY
FISCAL YEAR 2022-2023
DEPARTMENTAL OPERATING BUDGET ($)

DEPT:	Police
DEPT NUM:	10092

TOTALS	2,400,114	2,531,497	1,662,971	2,517,171	2,788,599	2,722,205	2,722,205	2,722,205	7.53%

ACCT DESCRIPTION	ACCT OBJECT CODE	FY 2020-2021 ACTUAL EXPENDITURE	FY 2021-2022 BUDGET	FY 2021-2022 YTD ACTUAL	FY 2021-2022 ESTIMATED EXPENDITURES	FY 2022-2023 DEPARTMENT REQUEST	FY 2022-2023 FIRST SEL BUDGET	FY 2022-2023 BOS BUDGET	FY 2022-2023 BOF BUDGET	% CHANGE	EXPLANATION
SALARIES - DEPT HEAD	51001	188,444	197,267	-	197,267	197,267	197,267	197,267	197,267	0.00%	51001
SALARIES-FULL TIME OTHER	51002	72,547	78,750	56,077	78,750	78,750	78,750	78,750	78,750	0.00%	51002
SALARIES - OVERTIME	51004	205,000	195,043	191,531	200,000	245,000	245,000	245,000	245,000	25.61%	51004
SALARIES-POLICE OFFICE	51006	1,691,639	1,801,129	1,264,789	1,833,129	1,956,843	1,896,572	1,896,572	1,896,572	5.30%	51006
RESIDENT TROOPER - OVE	51009	20,000	20,000	-	20,000	20,000	20,000	20,000	20,000	0.00%	51009
EQUIPMENT MAINTENANCE	52001	3,030	6,011	3,242	5,775	6,131	6,131	6,131	6,131	2.00%	52001
COLLECT SYSTEM	52010	-	-	-	-	-	-	-	-	N/A	52010
ARMORER	53020	30,269	30,133	24,317	30,067	33,257	31,907	31,907	31,907	5.89%	53020
VEHICLES OPERATING EXP	55001	65,897	68,000	37,183	65,756	68,000	68,000	68,000	68,000	0.00%	55001
OPERATING EXPENSES	55010	57,523	55,134	28,063	50,271	54,556	54,556	54,556	54,556	-1.05%	55010
PHOTO/LAB SUPPLIES	55018	1,448	3,000	1,091	2,800	3,000	3,000	3,000	3,000	0.00%	55018
TRAINING	55025	35,761	39,674	41,266	-	83,670	80,323	80,323	80,323	102.46%	55025
UNIFORMS	55030	24,544	24,856	10,997	24,856	28,125	27,000	27,000	27,000	8.63%	55030
UNIFORM CLEANING & MAI	55035	4,012	6,000	3,211	6,000	7,500	7,200	7,200	7,200	20.00%	55035
SPECIAL INVESTIGATIONS	55041	-	1,500	32	1,000	1,500	1,500	1,500	1,500	0.00%	55041
CRIME PREVENTION PROGR	55042	-	1,500	1,172	1,500	1,500	1,500	1,500	1,500	0.00%	55042
DARE	55043	-	3,500	-	-	3,500	3,500	3,500	3,500	0.00%	55043
							-	-	-	N/A	
							-	-	-	N/A	
							-	-	-	N/A	
							-	-	-	N/A	

TOWN OF SOUTHBURY
FISCAL YEAR 2022-2023
DEPARTMENTAL OPERATING BUDGET ($)

DEPT:	EMD
DEPT NUM:	10093

TOTALS	74,507	93,722	67,446	93,577	90,862	90,862	90,862	90,862	-3.05%	

ACCT DESCRIPTION	ACCT OBJECT CODE	FY 2020-2021 ACTUAL EXPENDITURE	FY 2021-2022 BUDGET	FY 2021-2022 YTD ACTUAL	FY 2021-2022 ESTIMATED EXPENDITURES	FY 2022-2023 DEPARTMENT REQUEST	FY 2022-2023 FIRST SEL BUDGET	FY 2022-2023 BOS BUDGET	FY 2022-2023 BOF BUDGET	% CHANGE	EXPLANATION
SALARIES - DEPT HEAD	51001	61,235	77,012	54,816	77,012	77,012	77,012	77,012	77,012	0.00%	51001
OPERATING EXPENSES	55010	1,925	3,000	1,304	2,855	3,000	3,000	3,000	3,000	0.00%	55010
TRAINING	55025	-	2,000	116	2,000	2,000	2,000	2,000	2,000	0.00%	55025
CODE RED	55091	11,346	11,710	11,210	11,710	8,850	8,850	8,850	8,850	-24.42%	55091
							-	-	-	N/A	
							-	-	-	N/A	
							-	-	-	N/A	
							-	-	-	N/A	
							-	-	-	N/A	
							-	-	-	N/A	
							-	-	-	N/A	
							-	-	-	N/A	
							-	-	-	N/A	
							-	-	-	N/A	
							-	-	-	N/A	
							-	-	-	N/A	
							-	-	-	N/A	
							-	-	-	N/A	
							-	-	-	N/A	
							-	-	-	N/A	
							-	-	-	N/A	
							-	-	-	N/A	

TOWN OF SOUTHBURY
FISCAL YEAR 2022-2023
DEPARTMENTAL OPERATING BUDGET ($)

DEPT:	Fire Marshal
DEPT NUM:	10094

TOTALS	72,983	101,311	64,236	100,246	100,491	88,055	88,055	88,055	-13.08%	

ACCT DESCRIPTION	ACCT OBJECT CODE	FY 2020-2021 ACTUAL EXPENDITURE	FY 2021-2022 BUDGET	FY 2021-2022 YTD ACTUAL	FY 2021-2022 ESTIMATED EXPENDITURES	FY 2022-2023 DEPARTMENT REQUEST	FY 2022-2023 FIRST SEL BUDGET	FY 2022-2023 BOS BUDGET	FY 2022-2023 BOF BUDGET	% CHANGE	EXPLANATION
SALARIES - DEPT HEAD	51001	61,445	62,981	47,959	62,981	62,981	62,981	62,981	62,981	0.00%	51001
SALARIES DEPUTIES/SECT	51003	7,035	27,435	7,401	27,436	27,436	15,000	15,000	15,000	-45.33%	51003
SALARIES - OVERTIME	51004	1,526	4,000	5,543	4,000	4,000	4,000	4,000	4,000	0.00%	51004
PROFESSIONAL SERVICES	54025	385	1,740	1,740	1,740	1,000	1,000	1,000	1,000	-42.53%	54025
VEHICLES OPERATING EXP	55001	1,159	2,000	212	1,500	2,000	2,000	2,000	2,000	0.00%	55001
OPERATING EXPENSES	55010	1,234	1,155	407	1,115	1,475	1,475	1,475	1,475	27.71%	55010
TRAINING	55025	-	1,500	375	875	1,100	1,100	1,100	1,100	-26.67%	55025
AUTO REIMBURSEMENT	55050	200	500	600	600	500	500	500	500	0.00%	55050
							-	-	-	N/A	
							-	-	-	N/A	
							-	-	-	N/A	
							-	-	-	N/A	
							-	-	-	N/A	
							-	-	-	N/A	
							-	-	-	N/A	
							-	-	-	N/A	
							-	-	-	N/A	
							-	-	-	N/A	
							-	-	-	N/A	
							-	-	-	N/A	
							-	-	-	N/A	
							-	-	-	N/A	
							-	-	-	N/A	
							-	-	-	N/A	

TOWN OF SOUTHBURY
FISCAL YEAR 2022-2023
DEPARTMENTAL OPERATING BUDGET ($)

DEPT:	Tree Warden
DEPT NUM:	10095

TOTALS	31,594	40,130	12,256	40,130	40,130	31,630	31,630	31,630	-21.18%	

ACCT DESCRIPTION	ACCT OBJECT CODE	FY 2020-2021 ACTUAL EXPENDITURE	FY 2021-2022 BUDGET	FY 2021-2022 YTD ACTUAL	FY 2021-2022 ESTIMATED EXPENDITURES	FY 2022-2023 DEPARTMENT REQUEST	FY 2022-2023 FIRST SEL BUDGET	FY 2022-2023 BOS BUDGET	FY 2022-2023 BOF BUDGET	% CHANGE	EXPLANATION
OPERATING EXPENSES	55010	31,594	40,130	12,256	40,130	40,130	31,630	31,630	31,630	-21.18%	55010
							-	-	-	N/A	
							-	-	-	N/A	
							-	-	-	N/A	
							-	-	-	N/A	
							-	-	-	N/A	
							-	-	-	N/A	
							-	-	-	N/A	
							-	-	-	N/A	
							-	-	-	N/A	
							-	-	-	N/A	
							-	-	-	N/A	
							-	-	-	N/A	
							-	-	-	N/A	
							-	-	-	N/A	
							-	-	-	N/A	
							-	-	-	N/A	
							-	-	-	N/A	
							-	-	-	N/A	
							-	-	-	N/A	
							-	-	-	N/A	
							-	-	-	N/A	
							-	-	-	N/A	

TOWN OF SOUTHBURY
FISCAL YEAR 2022-2023
DEPARTMENTAL OPERATING BUDGET ($)

DEPT:	Animal Control
DEPT NUM:	10097

TOTALS	72,315	99,404	60,335	97,731	101,312	101,312	101,312	101,312	1.92%	

ACCT DESCRIPTION	ACCT OBJECT CODE	FY 2020-2021 ACTUAL EXPENDITURE	FY 2021-2022 BUDGET	FY 2021-2022 YTD ACTUAL	FY 2021-2022 ESTIMATED EXPENDITURES	FY 2022-2023 DEPARTMENT REQUEST	FY 2022-2023 FIRST SEL BUDGET	FY 2022-2023 BOS BUDGET	FY 2022-2023 BOF BUDGET	% CHANGE	EXPLANATION
SALARIES - DEPT. HEAD	51001	37,440	46,176	34,263	46,176	49,920	49,920	49,920	49,920	8.11%	51001
SALARIES-PART TIME	51003	26,968	35,247	17,139	35,247	30,841	30,841	30,841	30,841	-12.50%	51003
SALARIES - OVERTIME	51004	2,751	3,000	3,160	3,000	3,000	3,000	3,000	3,000	0.00%	51004
FUEL/OTHER	52052	2,181	4,000	828	4,000	4,000	4,000	4,000	4,000	0.00%	52052
OFFICE SUPPLIES	53015	246	750	-	750	372	372	372	372	-50.40%	53015
VETERINARIAN FEES	54050	2,156	4,500	3,222	3,500	4,500	4,500	4,500	4,500	0.00%	54050
OPERATING EXPENSES	55010	441	4,066	1,321	3,901	6,688	6,688	6,688	6,688	64.47%	55010
ADVERTISING DOGS	55012	12	100	19	100	100	100	100	100	0.00%	55012
TRAINING	55025	-	925	-	450	1,250	1,250	1,250	1,250	35.14%	55025
UNIFORMS	55030	119	440	384	407	441	441	441	441	0.21%	55030
DOG DAMAGES	56018	-	100	-	100	100	100	100	100	0.00%	56018
WARDEN FEES	56019	-	100	-	100	100	100	100	100	0.00%	56019
							-	-	-	N/A	
							-	-	-	N/A	
							-	-	-	N/A	
							-	-	-	N/A	
							-	-	-	N/A	
							-	-	-	N/A	
							-	-	-	N/A	
							-	-	-	N/A	
							-	-	-	N/A	
							-	-	-	N/A	
							-	-	-	N/A	
							-	-	-	N/A	

TOWN OF SOUTHBURY
FISCAL YEAR 2022-2023
DEPARTMENTAL OPERATING BUDGET ($)

DEPT:	Emergency Services
DEPT NUM:	10098

TOTALS	326,479	323,112	56,987	56,987	43,200	43,200	43,200	43,200	-86.63%	

ACCT DESCRIPTION	ACCT OBJECT CODE	FY 2020-2021 ACTUAL EXPENDITURE	FY 2021-2022 BUDGET	FY 2021-2022 YTD ACTUAL	FY 2021-2022 ESTIMATED EXPENDITURES	FY 2022-2023 DEPARTMENT REQUEST	FY 2022-2023 FIRST SEL BUDGET	FY 2022-2023 BOS BUDGET	FY 2022-2023 BOF BUDGET	% CHANGE	EXPLANATION
Ambulance intercept	54044	289,912	289,912	23,920	23,920	-	-	-	-	-100.00%	
							-	-	-	N/A	
Northwest public safety	54046	8,067	8,200	8,067	8,067	8,200	8,200	8,200	8,200	0.00%	
							-	-	-	N/A	
Par ambulance	54055	28,500	25,000	25,000	25,000	35,000	35,000	35,000	35,000	40.00%	
							-	-	-	N/A	
							-	-	-	N/A	
							-	-	-	N/A	
							-	-	-	N/A	
							-	-	-	N/A	
							-	-	-	N/A	
							-	-	-	N/A	
							-	-	-	N/A	
							-	-	-	N/A	
							-	-	-	N/A	
							-	-	-	N/A	
							-	-	-	N/A	
							-	-	-	N/A	
							-	-	-	N/A	
							-	-	-	N/A	
							-	-	-	N/A	
							-	-	-	N/A	
							-	-	-	N/A	

TOWN OF SOUTHBURY
FISCAL YEAR 2022-2023
DEPARTMENTAL OPERATING BUDGET ($)

DEPT:	Conservation
DEPT NUM:	10107

TOTALS	13,667	17,466	5,713	16,615	21,050	21,050	21,050	21,050	20.52%	

ACCT DESCRIPTION	ACCT OBJECT CODE	FY 2020-2021 ACTUAL EXPENDITURE	FY 2021-2022 BUDGET	FY 2021-2022 YTD ACTUAL	FY 2021-2022 ESTIMATED EXPENDITURES	FY 2022-2023 DEPARTMENT REQUEST	FY 2022-2023 FIRST SEL BUDGET	FY 2022-2023 BOS BUDGET	FY 2022-2023 BOF BUDGET	% CHANGE	EXPLANATION
Operating	55010	13,667	17,466	5,713	16,615	21,050	21,050	21,050	21,050	20.52%	
							-	-	-	N/A	
							-	-	-	N/A	
							-	-	-	N/A	
							-	-	-	N/A	
							-	-	-	N/A	
							-	-	-	N/A	
							-	-	-	N/A	
							-	-	-	N/A	
							-	-	-	N/A	
							-	-	-	N/A	
							-	-	-	N/A	
							-	-	-	N/A	
							-	-	-	N/A	
							-	-	-	N/A	
							-	-	-	N/A	
							-	-	-	N/A	
							-	-	-	N/A	
							-	-	-	N/A	
							-	-	-	N/A	
							-	-	-	N/A	
							-	-	-	N/A	
							-	-	-	N/A	

TOWN OF SOUTHBURY
FISCAL YEAR 2022-2023
DEPARTMENTAL OPERATING BUDGET ($)

DEPT:	Health District
DEPT NUM:	10100

TOTALS	189,484	198,059	197,863	197,863	200,778	200,778	200,778	200,778	1.37%	

ACCT DESCRIPTION	ACCT OBJECT CODE	FY 2020-2021 ACTUAL EXPENDITURE	FY 2021-2022 BUDGET	FY 2021-2022 YTD ACTUAL	FY 2021-2022 ESTIMATED EXPENDITURES	FY 2022-2023 DEPARTMENT REQUEST	FY 2022-2023 FIRST SEL BUDGET	FY 2022-2023 BOS BUDGET	FY 2022-2023 BOF BUDGET	% CHANGE	EXPLANATION
Southbury share	55010	189,484	198,059	197,863	197,863	200,778	200,778	200,778	200,778	1.37%	
							-	-	-	N/A	
							-	-	-	N/A	
							-	-	-	N/A	
							-	-	-	N/A	
							-	-	-	N/A	
							-	-	-	N/A	
							-	-	-	N/A	
							-	-	-	N/A	
							-	-	-	N/A	
							-	-	-	N/A	
							-	-	-	N/A	
							-	-	-	N/A	
							-	-	-	N/A	
							-	-	-	N/A	
							-	-	-	N/A	
							-	-	-	N/A	
							-	-	-	N/A	
							-	-	-	N/A	
							-	-	-	N/A	
							-	-	-	N/A	
							-	-	-	N/A	
							-	-	-	N/A	

TOWN OF SOUTHBURY
FISCAL YEAR 2022-2023
DEPARTMENTAL OPERATING BUDGET ($)

DEPT:	P.R. Watershed
DEPT NUM:	10102

	TOTALS	40,000	40,800	40,000	40,000	40,800	40,800	40,800	40,800	0.00%	
ACCT DESCRIPTION	ACCT OBJECT CODE	FY 2020-2021 ACTUAL EXPENDITURE	FY 2021-2022 BUDGET	FY 2021-2022 YTD ACTUAL	FY 2021-2022 ESTIMATED EXPENDITURES	FY 2022-2023 DEPARTMENT REQUEST	FY 2022-2023 FIRST SEL BUDGET	FY 2022-2023 BOS BUDGET	FY 2022-2023 BOF BUDGET	% CHANGE	EXPLANATION
P.R.WATERSHED COALITION	52075	40,000	40,000	40,000	40,000	40,000	40,000	40,000	40,000	0.00%	52075
OPERATING EXPENSES	55010	-	800	-	-	800	800	800	800	0.00%	55010
							-	-	-	N/A	
							-	-	-	N/A	
							-	-	-	N/A	
							-	-	-	N/A	
							-	-	-	N/A	
							-	-	-	N/A	
							-	-	-	N/A	
							-	-	-	N/A	
							-	-	-	N/A	
							-	-	-	N/A	
							-	-	-	N/A	
							-	-	-	N/A	
							-	-	-	N/A	
							-	-	-	N/A	
							-	-	-	N/A	
							-	-	-	N/A	
							-	-	-	N/A	
							-	-	-	N/A	
							-	-	-	N/A	
							-	-	-	N/A	
							-	-	-	N/A	

TOWN OF SOUTHBURY
FISCAL YEAR 2022-2023
DEPARTMENTAL OPERATING BUDGET ($)

DEPT:	Lake Zoar
DEPT NUM:	10103

TOTALS	19,783	23,708	23,708	23,708	26,783	26,783	26,783	26,783	12.97%	

ACCT DESCRIPTION	ACCT OBJECT CODE	FY 2020-2021 ACTUAL EXPENDITURE	FY 2021-2022 BUDGET	FY 2021-2022 YTD ACTUAL	FY 2021-2022 ESTIMATED EXPENDITURES	FY 2022-2023 DEPARTMENT REQUEST	FY 2022-2023 FIRST SEL BUDGET	FY 2022-2023 BOS BUDGET	FY 2022-2023 BOF BUDGET	% CHANGE	EXPLANATION
Southbury share	55010	19,783	23,708	23,708	23,708	26,783	26,783	26,783	26,783	12.97%	
							-	-	-	N/A	
							-	-	-	N/A	
							-	-	-	N/A	
							-	-	-	N/A	
							-	-	-	N/A	
							-	-	-	N/A	
							-	-	-	N/A	
							-	-	-	N/A	
							-	-	-	N/A	
							-	-	-	N/A	
							-	-	-	N/A	
							-	-	-	N/A	
							-	-	-	N/A	
							-	-	-	N/A	
							-	-	-	N/A	
							-	-	-	N/A	
							-	-	-	N/A	
							-	-	-	N/A	
							-	-	-	N/A	
							-	-	-	N/A	
							-	-	-	N/A	
							-	-	-	N/A	

TOWN OF SOUTHBURY
FISCAL YEAR 2022-2023
DEPARTMENTAL OPERATING BUDGET ($)

DEPT: Lake Lillinonah Auth
DEPT NUM: 10104

TOTALS	27,164	30,027	30,027	30,027	38,109	38,109	38,109	38,109	26.92%	

ACCT DESCRIPTION	ACCT OBJECT CODE	FY 2020-2021 ACTUAL EXPENDITURE	FY 2021-2022 BUDGET	FY 2021-2022 YTD ACTUAL	FY 2021-2022 ESTIMATED EXPENDITURES	FY 2022-2023 DEPARTMENT REQUEST	FY 2022-2023 FIRST SEL BUDGET	FY 2022-2023 BOS BUDGET	FY 2022-2023 BOF BUDGET	% CHANGE	EXPLANATION
Operating	55010	27,164	30,027	30,027	30,027	38,109	38,109	38,109	38,109	26.92%	
							-	-	-	N/A	
							-	-	-	N/A	
							-	-	-	N/A	
							-	-	-	N/A	
							-	-	-	N/A	
							-	-	-	N/A	
							-	-	-	N/A	
							-	-	-	N/A	
							-	-	-	N/A	
							-	-	-	N/A	
							-	-	-	N/A	
							-	-	-	N/A	
							-	-	-	N/A	
							-	-	-	N/A	
							-	-	-	N/A	
							-	-	-	N/A	
							-	-	-	N/A	
							-	-	-	N/A	
							-	-	-	N/A	
							-	-	-	N/A	
							-	-	-	N/A	
							-	-	-	N/A	

TOWN OF SOUTHBURY
FISCAL YEAR 2022-2023
DEPARTMENTAL OPERATING BUDGET ($)

DEPT: Pomp. Water Auth.
DEPT NUM: 10105

TOTALS	-	100	-	-	100	100	100	100	0.00%	

ACCT DESCRIPTION	ACCT OBJECT CODE	FY 2020-2021 ACTUAL EXPENDITURE	FY 2021-2022 BUDGET	FY 2021-2022 YTD ACTUAL	FY 2021-2022 ESTIMATED EXPENDITURES	FY 2022-2023 DEPARTMENT REQUEST	FY 2022-2023 FIRST SEL BUDGET	FY 2022-2023 BOS BUDGET	FY 2022-2023 BOF BUDGET	% CHANGE	EXPLANATION
Operating	55010	-	100	-	-	100	100	100	100	0.00%	
							-	-	-	N/A	
							-	-	-	N/A	
							-	-	-	N/A	
							-	-	-	N/A	
							-	-	-	N/A	
							-	-	-	N/A	
							-	-	-	N/A	
							-	-	-	N/A	
							-	-	-	N/A	
							-	-	-	N/A	
							-	-	-	N/A	
							-	-	-	N/A	
							-	-	-	N/A	
							-	-	-	N/A	
							-	-	-	N/A	
							-	-	-	N/A	
							-	-	-	N/A	
							-	-	-	N/A	
							-	-	-	N/A	
							-	-	-	N/A	
							-	-	-	N/A	
							-	-	-	N/A	

TOWN OF SOUTHBURY
FISCAL YEAR 2022-2023
DEPARTMENTAL OPERATING BUDGET ($)

DEPT: Water Poll. Control
DEPT NUM: 10106

TOTALS	-	100	-	-	100	100	100	100	0.00%	

ACCT DESCRIPTION	ACCT OBJECT CODE	FY 2020-2021 ACTUAL EXPENDITURE	FY 2021-2022 BUDGET	FY 2021-2022 YTD ACTUAL	FY 2021-2022 ESTIMATED EXPENDITURES	FY 2022-2023 DEPARTMENT REQUEST	FY 2022-2023 FIRST SEL BUDGET	FY 2022-2023 BOS BUDGET	FY 2022-2023 BOF BUDGET	% CHANGE	EXPLANATION
Operating	55010	-	100	-	-	100	100	100	100	0.00%	
							-	-	-	N/A	
							-	-	-	N/A	
							-	-	-	N/A	
							-	-	-	N/A	
							-	-	-	N/A	
							-	-	-	N/A	
							-	-	-	N/A	
							-	-	-	N/A	
							-	-	-	N/A	
							-	-	-	N/A	
							-	-	-	N/A	
							-	-	-	N/A	
							-	-	-	N/A	
							-	-	-	N/A	
							-	-	-	N/A	
							-	-	-	N/A	
							-	-	-	N/A	
							-	-	-	N/A	
							-	-	-	N/A	
							-	-	-	N/A	
							-	-	-	N/A	
							-	-	-	N/A	

TOWN OF SOUTHBURY
FISCAL YEAR 2022-2023
DEPARTMENTAL OPERATING BUDGET ($)

DEPT:	Senior Services
DEPT NUM:	10110

TOTALS	295,766	413,077	235,523	383,560	417,831	412,831	412,831	412,831	-0.06%	

ACCT DESCRIPTION	ACCT OBJECT CODE	FY 2020-2021 ACTUAL EXPENDITURE	FY 2021-2022 BUDGET	FY 2021-2022 YTD ACTUAL	FY 2021-2022 ESTIMATED EXPENDITURES	FY 2022-2023 DEPARTMENT REQUEST	FY 2022-2023 FIRST SEL BUDGET	FY 2022-2023 BOS BUDGET	FY 2022-2023 BOF BUDGET	% CHANGE	EXPLANATION
SALARIES - DEPT. HEAD	51001	72,281	74,649	55,064	74,649	74,649	74,649	74,649	74,649	0.00%	51001
SALARIES-FULL TIME OTHER	51002	121,388	164,557	117,668	164,557	164,557	164,557	164,557	164,557	0.00%	51002
SALARIES-PART TIME	51003	51,865	61,364	46,818	61,364	61,362	61,362	61,362	61,362	0.00%	51003
SALARIES - OVERTIME	51004	175	500	126	500	500	500	500	500	0.00%	51004
DIAL A RIDE	54027	2,880	23,400	3,310	23,400	23,400	23,400	23,400	23,400	0.00%	54027
ELDERLY NUTRITION	54028	-	3,111	-	539	1,292	1,292	1,292	1,292	-58.49%	54028
VEHICLES OPERATING EXP	55001	24,222	26,478	6,776	19,500	26,715	26,715	26,715	26,715	0.90%	55001
OPERATING EXPENSES	55010	6,925	10,813	3,470	6,551	10,906	10,906	10,906	10,906	0.86%	55010
SENIOR ACTIVITIES	55075	16,029	48,205	2,291	32,500	54,450	49,450	49,450	49,450	2.58%	55075
							-	-	-	N/A	
							-	-	-	N/A	
							-	-	-	N/A	
							-	-	-	N/A	
							-	-	-	N/A	
							-	-	-	N/A	
							-	-	-	N/A	
							-	-	-	N/A	
							-	-	-	N/A	
							-	-	-	N/A	
							-	-	-	N/A	
							-	-	-	N/A	
							-	-	-	N/A	
							-	-	-	N/A	

TOWN OF SOUTHBURY
FISCAL YEAR 2022-2023
DEPARTMENTAL OPERATING BUDGET ($)

DEPT:	Historic Bldgs
DEPT NUM:	10111

TOTALS	5,444	6,930	3,424	5,680	6,930	6,930	6,930	6,930	0.00%	

ACCT DESCRIPTION	ACCT OBJECT CODE	FY 2020-2021 ACTUAL EXPENDITURE	FY 2021-2022 BUDGET	FY 2021-2022 YTD ACTUAL	FY 2021-2022 ESTIMATED EXPENDITURES	FY 2022-2023 DEPARTMENT REQUEST	FY 2022-2023 FIRST SEL BUDGET	FY 2022-2023 BOS BUDGET	FY 2022-2023 BOF BUDGET	% CHANGE	EXPLANATION
OPERATING EXPENSES	55010	5444	6,930	3,424	5,680	6,930	6,930	6,930	6,930	0.00%	55010
							-	-	-	N/A	
							-	-	-	N/A	
							-	-	-	N/A	
							-	-	-	N/A	
							-	-	-	N/A	
							-	-	-	N/A	
							-	-	-	N/A	
							-	-	-	N/A	
							-	-	-	N/A	
							-	-	-	N/A	
							-	-	-	N/A	
							-	-	-	N/A	
							-	-	-	N/A	
							-	-	-	N/A	
							-	-	-	N/A	
							-	-	-	N/A	
							-	-	-	N/A	
							-	-	-	N/A	
							-	-	-	N/A	
							-	-	-	N/A	
							-	-	-	N/A	
							-	-	-	N/A	

TOWN OF SOUTHBURY
FISCAL YEAR 2022-2023
DEPARTMENTAL OPERATING BUDGET ($)

DEPT:	Library
DEPT NUM:	10112

TOTALS	710,005	764,123	578,795	760,550	772,783	772,783	772,783	772,783	1.13%	

ACCT DESCRIPTION	ACCT OBJECT CODE	FY 2020-2021 ACTUAL EXPENDITURE	FY 2021-2022 BUDGET	FY 2021-2022 YTD ACTUAL	FY 2021-2022 ESTIMATED EXPENDITURES	FY 2022-2023 DEPARTMENT REQUEST	FY 2022-2023 FIRST SEL BUDGET	FY 2022-2023 BOS BUDGET	FY 2022-2023 BOF BUDGET	% CHANGE	EXPLANATION
SALARIES - DEPT. HEAD	51001	83,447	85,534	63,164	85,534	85,534	85,534	85,534	85,534	0.00%	51001
SALARIES-FULL TIME OTH	51002	325,376	335,922	246,077	338,927	338,927	338,927	338,927	338,927	0.89%	51002
SALARIES-PART TIME	51003	139,205	163,721	114,162	163,718	173,481	173,481	173,481	173,481	5.96%	51003
BOOKS/AUDIO MATERIALS	53016	100,787	106,219	97,301	104,709	105,149	105,149	105,149	105,149	-1.01%	53016
OPERATING EXPENSES	55010	61,189	72,727	58,091	67,662	69,692	69,692	69,692	69,692	-4.17%	55010
							-	-	-	N/A	
							-	-	-	N/A	
							-	-	-	N/A	
							-	-	-	N/A	
							-	-	-	N/A	
							-	-	-	N/A	
							-	-	-	N/A	
							-	-	-	N/A	
							-	-	-	N/A	
							-	-	-	N/A	
							-	-	-	N/A	
							-	-	-	N/A	
							-	-	-	N/A	
							-	-	-	N/A	
							-	-	-	N/A	
							-	-	-	N/A	
							-	-	-	N/A	
							-	-	-	N/A	
							-	-	-	N/A	

TOWN OF SOUTHBURY
FISCAL YEAR 2022-2023
DEPARTMENTAL OPERATING BUDGET ($)

DEPT:	Park & Rec
DEPT NUM:	10113

TOTALS	344,081	559,863	336,042	537,781	594,174	594,174	594,174	594,174	6.13%	

ACCT DESCRIPTION	ACCT OBJECT CODE	FY 2020-2021 ACTUAL EXPENDITURE	FY 2021-2022 BUDGET	FY 2021-2022 YTD ACTUAL	FY 2021-2022 ESTIMATED EXPENDITURES	FY 2022-2023 DEPARTMENT REQUEST	FY 2022-2023 FIRST SEL BUDGET	FY 2022-2023 BOS BUDGET	FY 2022-2023 BOF BUDGET	% CHANGE	EXPLANATION
SALARIES-FULL TIME OTHER	51002	155,030	161,019	105,697	161,019	161,019	161,019	161,019	161,019	0.00%	51002
SALARIES-PART TIME	51003	103,536	256,866	168,376	256,866	267,561	267,561	267,561	267,561	4.16%	51003
SALARIES - OVERTIME	51004	-	1,250	-	1,250	1,250	1,250	1,250	1,250	0.00%	51004
POOL MAINTENANCE	52001	12,745	15,000	8,226	15,701	15,500	15,500	15,500	15,500	3.33%	52001
OPERATING EXPENSES	55010	20,286	22,325	11,728	19,175	25,905	25,905	25,905	25,905	16.04%	55010
AUTO REIMBURSEMENT	55050	82	1,750	83	500	1,000	1,000	1,000	1,000	-42.86%	55050
ACTIVITIES	55075	52,403	101,653	41,932	83,270	121,940	121,940	121,940	121,940	19.96%	55075
							-	-	-	N/A	
							-	-	-	N/A	
							-	-	-	N/A	
							-	-	-	N/A	
							-	-	-	N/A	
							-	-	-	N/A	
							-	-	-	N/A	
							-	-	-	N/A	
							-	-	-	N/A	
							-	-	-	N/A	
							-	-	-	N/A	
							-	-	-	N/A	
							-	-	-	N/A	
							-	-	-	N/A	
							-	-	-	N/A	
							-	-	-	N/A	
							-	-	-	N/A	

TOWN OF SOUTHBURY
FISCAL YEAR 2022-2023
DEPARTMENTAL OPERATING BUDGET ($)

DEPT: Other Comm. Activities
DEPT NUM: 10114

TOTALS	-	500	-	500	500	500	500	500	0.00%	

ACCT DESCRIPTION	ACCT OBJECT CODE	FY 2020-2021 ACTUAL EXPENDITURE	FY 2021-2022 BUDGET	FY 2021-2022 YTD ACTUAL	FY 2021-2022 ESTIMATED EXPENDITURES	FY 2022-2023 DEPARTMENT REQUEST	FY 2022-2023 FIRST SEL BUDGET	FY 2022-2023 BOS BUDGET	FY 2022-2023 BOF BUDGET	% CHANGE	EXPLANATION
Outreach service	56021	-	500	-	500	500	500	500	500	0.00%	
							-	-	-	N/A	
							-	-	-	N/A	
							-	-	-	N/A	
							-	-	-	N/A	
							-	-	-	N/A	
							-	-	-	N/A	
							-	-	-	N/A	
							-	-	-	N/A	
							-	-	-	N/A	
							-	-	-	N/A	
							-	-	-	N/A	
							-	-	-	N/A	
							-	-	-	N/A	
							-	-	-	N/A	
							-	-	-	N/A	
							-	-	-	N/A	
							-	-	-	N/A	
							-	-	-	N/A	
							-	-	-	N/A	
							-	-	-	N/A	
							-	-	-	N/A	
							-	-	-	N/A	

TOWN OF SOUTHBURY
FISCAL YEAR 2022-2023
DEPARTMENTAL OPERATING BUDGET ($)

DEPT:	TPI
DEPT NUM:	10116

TOTALS	328,837	369,870	272,686	369,870	369,870	369,870	369,870	369,870	0.00%	

ACCT DESCRIPTION	ACCT OBJECT CODE	FY 2020-2021 ACTUAL EXPENDITURE	FY 2021-2022 BUDGET	FY 2021-2022 YTD ACTUAL	FY 2021-2022 ESTIMATED EXPENDITURES	FY 2022-2023 DEPARTMENT REQUEST	FY 2022-2023 FIRST SEL BUDGET	FY 2022-2023 BOS BUDGET	FY 2022-2023 BOF BUDGET	% CHANGE	EXPLANATION
SALARIES-FULL TIME OTHER	51002	84,446	93,606	65,354	93,606	93,606	93,606	93,606	93,606	0.00%	51002
SALARIES - OVERTIME	51004	11,286	7,725	6,280	7,725	7,725	7,725	7,725	7,725	0.00%	51004
OPERATING EXPENSES	55010	97,323	114,799	58,120	114,799	114,799	114,799	114,799	114,799	0.00%	55010
OPER. SVS CONTRACTS	550102	135,782	153,740	142,932	153,740	153,740	153,740	153,740	153,740	0.00%	550102
							-	-	-	N/A	
							-	-	-	N/A	
							-	-	-	N/A	
							-	-	-	N/A	
							-	-	-	N/A	
							-	-	-	N/A	
							-	-	-	N/A	
							-	-	-	N/A	
							-	-	-	N/A	
							-	-	-	N/A	
							-	-	-	N/A	
							-	-	-	N/A	
							-	-	-	N/A	
							-	-	-	N/A	
							-	-	-	N/A	
							-	-	-	N/A	
							-	-	-	N/A	
							-	-	-	N/A	
							-	-	-	N/A	

TOWN OF SOUTHBURY
FISCAL YEAR 2022-2023
DEPARTMENTAL OPERATING BUDGET ($)

DEPT:	Energy
DEPT NUM:	10117

TOTALS	232,279	320,000	146,799	275,000	320,000	320,000	320,000	320,000	0.00%	

ACCT DESCRIPTION	ACCT OBJECT CODE	FY 2020-2021 ACTUAL EXPENDITURE	FY 2021-2022 BUDGET	FY 2021-2022 YTD ACTUAL	FY 2021-2022 ESTIMATED EXPENDITURES	FY 2022-2023 DEPARTMENT REQUEST	FY 2022-2023 FIRST SEL BUDGET	FY 2022-2023 BOS BUDGET	FY 2022-2023 BOF BUDGET	% CHANGE	EXPLANATION
UTILITIES	52050	179,723	255,000	104,380	215,000	255,000	255,000	255,000	255,000	0.00%	52050
FUEL - HEATING	52051	52,556	65,000	42,418	60,000	65,000	65,000	65,000	65,000	0.00%	52051
							-	-	-	N/A	
							-	-	-	N/A	
							-	-	-	N/A	
							-	-	-	N/A	
							-	-	-	N/A	
							-	-	-	N/A	
							-	-	-	N/A	
							-	-	-	N/A	
							-	-	-	N/A	
							-	-	-	N/A	
							-	-	-	N/A	
							-	-	-	N/A	
							-	-	-	N/A	
							-	-	-	N/A	
							-	-	-	N/A	
							-	-	-	N/A	
							-	-	-	N/A	
							-	-	-	N/A	
							-	-	-	N/A	
							-	-	-	N/A	
							-	-	-	N/A	

TOWN OF SOUTHBURY
FISCAL YEAR 2022-2023
DEPARTMENTAL OPERATING BUDGET ($)

DEPT:	TPO
DEPT NUM:	10118

TOTALS	443,287	500,878	333,590	500,877	520,372	520,372	520,372	520,372	3.89%	

ACCT DESCRIPTION	ACCT OBJECT CODE	FY 2020-2021 ACTUAL EXPENDITURE	FY 2021-2022 BUDGET	FY 2021-2022 YTD ACTUAL	FY 2021-2022 ESTIMATED EXPENDITURES	FY 2022-2023 DEPARTMENT REQUEST	FY 2022-2023 FIRST SEL BUDGET	FY 2022-2023 BOS BUDGET	FY 2022-2023 BOF BUDGET	% CHANGE	EXPLANATION
SALARIES-FULL TIME OTHER	51002	238,954	249,354	175,368	249,354	255,074	255,074	255,074	255,074	2.29%	51002
SALARIES - TEMPORARY HELP	51003	31,901	60,800	23,133	60,800	69,280	69,280	69,280	69,280	13.95%	51003
SALARIES - OVERTIME	51004	15,023	22,751	12,020	22,751	22,751	22,751	22,751	22,751	0.00%	51004
GAS/DIESEL	52052	10,080	11,160	5,437	11,160	16,430	16,430	16,430	16,430	47.22%	52052
TURF MANAGEMENT	52054	51,200	50,200	34,231	50,200	50,200	50,200	50,200	50,200	0.00%	52054
SETTLERS PARK	52056	13,316	18,798	10,527	18,798	18,798	18,798	18,798	18,798	0.00%	52056
OPERATING EXPENSES	55010	82,519	87,215	72,641	87,215	87,215	87,215	87,215	87,215	0.00%	55010
SAFETY BOOTS	55027	293	600	233	600	625	625	625	625	4.17%	55027
							-	-	-	N/A	
							-	-	-	N/A	
							-	-	-	N/A	
							-	-	-	N/A	
							-	-	-	N/A	
							-	-	-	N/A	
							-	-	-	N/A	
							-	-	-	N/A	
							-	-	-	N/A	
							-	-	-	N/A	
							-	-	-	N/A	
							-	-	-	N/A	
							-	-	-	N/A	
							-	-	-	N/A	
							-	-	-	N/A	
							-	-	-	N/A	

TOWN OF SOUTHBURY
FISCAL YEAR 2022-2023
DEPARTMENTAL OPERATING BUDGET ($)

DEPT:	Transfer Station										
DEPT NUM:	10119										
	TOTALS	1,057,150	1,079,673	519,367	1,081,730	1,120,271	1,118,271	1,118,271	1,118,271	3.57%	
ACCT DESCRIPTION	ACCT OBJECT CODE	FY 2020-2021 ACTUAL EXPENDITURE	FY 2021-2022 BUDGET	FY 2021-2022 YTD ACTUAL	FY 2021-2022 ESTIMATED EXPENDITURES	FY 2022-2023 DEPARTMENT REQUEST	FY 2022-2023 FIRST SEL BUDGET	FY 2022-2023 BOS BUDGET	FY 2022-2023 BOF BUDGET	% CHANGE	EXPLANATION
SALARIES-FULL TIME OTHER	51002	104,663	108,823	79,021	108,823	111,111	111,111	111,111	111,111	2.10%	51002
SALARIES-PART TIME	51003	69,868	84,829	64,403	84,829	85,408	85,408	85,408	85,408	0.68%	51003
SALARIES - OVERTIME	51004	4,468	4,590	1,624	4,590	4,590	4,590	4,590	4,590	0.00%	51004
COMPACTOR MAINTENANCE	52008	2,279	5,000	2,067	5,000	5,000	5,000	5,000	5,000	0.00%	52008
RECYCLING MAINTENANCE	52009	-	3,000	-	3,000	6,800	4,800	4,800	4,800	60.00%	52009
HAZARDOUS WASTE DAY	52040	9,040	17,533	15,740	19,590	17,340	17,340	17,340	17,340	-1.10%	52040
FUEL/OTHER	52052	7,939	7,280	7,014	7,280	10,340	10,340	10,340	10,340	42.03%	52052
RENTAL EQUIPMENT	52060	4,062	8,480	2,023	8,480	8,480	8,480	8,480	8,480	0.00%	52060
HAULING	52090	479,423	486,548	263,072	486,548	510,875	510,875	510,875	510,875	5.00%	52090
RECYCLING HAULING	52095	230,144	201,153	47,153	201,153	201,153	201,153	201,153	201,153	0.00%	52095
DEMOLITION HAULING	52100	121,171	124,671	26,606	124,671	131,357	131,357	131,357	131,357	5.36%	52100
OFFICE SUPPLIES	53015	246	600	250	600	600	600	600	600	0.00%	53015
MONITORING WELLS	54005	11,011	12,546	649	12,546	12,546	12,546	12,546	12,546	0.00%	54005
OPERATING & MAINT. EQU	55010	12,636	14,420	9,620	14,420	14,420	14,420	14,420	14,420	0.00%	55010
SAFETY BOOTS	55027	200	200	125	200	250	250	250	250	25.00%	55027
							-	-	-	N/A	
							-	-	-	N/A	
							-	-	-	N/A	
							-	-	-	N/A	
							-	-	-	N/A	
							-	-	-	N/A	
							-	-	-	N/A	
							-	-	-	N/A	
							-	-	-	N/A	

TOWN OF SOUTHBURY
FISCAL YEAR 2022-2023
DEPARTMENTAL OPERATING BUDGET ($)

DEPT:	Highway
DEPT NUM:	10120

TOTALS	2,028,807	2,245,051	1,682,774	2,231,595	2,458,150	2,413,205	2,413,205	2,413,205	7.49%	

ACCT DESCRIPTION	ACCT OBJECT CODE	FY 2020-2021 ACTUAL EXPENDITURE	FY 2021-2022 BUDGET	FY 2021-2022 YTD ACTUAL	FY 2021-2022 ESTIMATED EXPENDITURES	FY 2022-2023 DEPARTMENT REQUEST	FY 2022-2023 FIRST SEL BUDGET	FY 2022-2023 BOS BUDGET	FY 2022-2023 BOF BUDGET	% CHANGE	EXPLANATION
SALARIES/OFFICE-3	51001	172,311	232,927	143,943	202,098	310,377	310,377	310,377	310,377	33.25%	51001
SALARIES-FULL TIME OTHER	51002	1,043,767	1,061,773	806,454	1,079,146	1,105,932	1,105,932	1,105,932	1,105,932	4.16%	51002
SALARIES- PART TIME	51003	27,502	35,179	19,523	35,179	22,550	6,405	6,405	6,405	-81.79%	51003
SALARIES - OVERTIME	51004	160,008	160,008	160,008	160,008	174,461	174,461	174,461	174,461	9.03%	51004
EQUIPMENT MAINTENANCE	52001	160,105	177,695	137,522	177,695	177,695	177,695	177,695	177,695	0.00%	52001
TRAFFIC LIGHTS	52050	7,101	13,960	9,674	13,960	13,960	13,960	13,960	13,960	0.00%	52050
FUEL/OTHER	52052	65,405	67,623	30,201	67,623	101,778	99,978	99,978	99,978	47.85%	52052
RENTAL EQUIPMENT	52060	40,434	48,000	42,768	48,000	40,500	55,500	55,500	55,500	15.63%	52060
MATERIAL - DRAINAGE	53040	21,586	21,586	15,389	21,586	30,556	30,556	30,556	30,556	41.55%	53040
MATERIAL - PAVING	53052	10,462	48,875	25,206	48,875	48,875	48,875	48,875	48,875	0.00%	53052
MS4 SAMPLING	53054	20,000	12,000	5,688	12,000	62,000	20,000	20,000	20,000	66.67%	53054
HIGHWAY SAFETY	53055	61,126	70,100	37,583	70,100	70,100	70,100	70,100	70,100	0.00%	53055
STREETSCAPE MAINTENANCE	53056	2,735	18,500	10,560	18,500	18,500	18,500	18,500	18,500	0.00%	53056
SALT & SAND	53072	234,874	274,925	237,756	274,925	278,492	278,492	278,492	278,492	1.30%	53072
SAFETY BOOTS	55027	1,393	1,900	500	1,900	2,375	2,375	2,375	2,375	25.00%	55027
							-	-	-	N/A	
							-	-	-	N/A	
							-	-	-	N/A	
							-	-	-	N/A	
							-	-	-	N/A	
							-	-	-	N/A	
							-	-	-	N/A	
							-	-	-	N/A	
							-	-	-	N/A	

TOWN OF SOUTHBURY
FISCAL YEAR 2022-2023
DEPARTMENTAL OPERATING BUDGET ($)

DEPT:	Contigency
DEPT NUM:	10130

TOTALS	131,917	150,000	-	150,000	150,000	150,000	150,000	150,000	0.00%	

ACCT DESCRIPTION	ACCT OBJECT CODE	FY 2020-2021 ACTUAL EXPENDITURE	FY 2021-2022 BUDGET	FY 2021-2022 YTD ACTUAL	FY 2021-2022 ESTIMATED EXPENDITURES	FY 2022-2023 DEPARTMENT REQUEST	FY 2022-2023 FIRST SEL BUDGET	FY 2022-2023 BOS BUDGET	FY 2022-2023 BOF BUDGET	% CHANGE	EXPLANATION
Contingency	56060	131,917	150,000	-	150,000	150,000	150,000	150,000	150,000	0.00%	
							-	-	-	N/A	
							-	-	-	N/A	
							-	-	-	N/A	
							-	-	-	N/A	
							-	-	-	N/A	
							-	-	-	N/A	
							-	-	-	N/A	
							-	-	-	N/A	
							-	-	-	N/A	
							-	-	-	N/A	
							-	-	-	N/A	
							-	-	-	N/A	
							-	-	-	N/A	
							-	-	-	N/A	
							-	-	-	N/A	
							-	-	-	N/A	
							-	-	-	N/A	
							-	-	-	N/A	
							-	-	-	N/A	
							-	-	-	N/A	
							-	-	-	N/A	
							-	-	-	N/A	

TOWN OF SOUTHBURY
FISCAL YEAR 2022-2023
DEPARTMENTAL OPERATING BUDGET ($)

DEPT:	Refunds
DEPT NUM:	10131

TOTALS	147,200	115,000	103,921	115,000	115,000	115,000	115,000	115,000	0.00%	

ACCT DESCRIPTION	ACCT OBJECT CODE	FY 2020-2021 ACTUAL EXPENDITURE	FY 2021-2022 BUDGET	FY 2021-2022 YTD ACTUAL	FY 2021-2022 ESTIMATED EXPENDITURES	FY 2022-2023 DEPARTMENT REQUEST	FY 2022-2023 FIRST SEL BUDGET	FY 2022-2023 BOS BUDGET	FY 2022-2023 BOF BUDGET	% CHANGE	EXPLANATION
Refunds - misc	56070	15,000	15,000	11,909	15,000	15,000	15,000	15,000	15,000	0.00%	
							-	-	-	N/A	
Refunds - tax	56080	132,200	100,000	92,012	100,000	100,000	100,000	100,000	100,000	0.00%	
							-	-	-	N/A	
							-	-	-	N/A	
							-	-	-	N/A	
							-	-	-	N/A	
							-	-	-	N/A	
							-	-	-	N/A	
							-	-	-	N/A	
							-	-	-	N/A	
							-	-	-	N/A	
							-	-	-	N/A	
							-	-	-	N/A	
							-	-	-	N/A	
							-	-	-	N/A	
							-	-	-	N/A	
							-	-	-	N/A	
							-	-	-	N/A	
							-	-	-	N/A	
							-	-	-	N/A	
							-	-	-	N/A	
							-	-	-	N/A	

TOWN OF SOUTHBURY
FISCAL YEAR 2022-2023
DEPARTMENTAL OPERATING BUDGET ($)

DEPT:	Capital
DEPT NUM:	Various

TOTALS	58,490	43,060	43,060	43,060	2,362,846	138,193	138,193	138,193	220.93%	

ACCT DESCRIPTION	ACCT OBJECT CODE	FY 2020-2021 ACTUAL EXPENDITURE	FY 2021-2022 BUDGET	FY 2021-2022 YTD ACTUAL	FY 2021-2022 ESTIMATED EXPENDITURES	FY 2022-2023 DEPARTMENT REQUEST	FY 2022-2023 FIRST SEL BUDGET	FY 2022-2023 BOS BUDGET	FY 2022-2023 BOF BUDGET	% CHANGE	EXPLANATION
Capital all departments	XX-XXX	58,490	43,060	43,060	43,060	2,362,846	138,193	138,193	138,193	220.93%	Capital Requests
							-	-	-	N/A	
							-	-	-	N/A	
							-	-	-	N/A	
							-	-	-	N/A	
							-	-	-	N/A	
							-	-	-	N/A	
							-	-	-	N/A	
							-	-	-	N/A	
							-	-	-	N/A	
							-	-	-	N/A	
							-	-	-	N/A	
							-	-	-	N/A	
							-	-	-	N/A	
							-	-	-	N/A	
							-	-	-	N/A	
							-	-	-	N/A	
							-	-	-	N/A	
							-	-	-	N/A	
							-	-	-	N/A	
							-	-	-	N/A	
							-	-	-	N/A	
							-	-	-	N/A	

Acct Object Code	Departmental Request				Selectmans				Board of Selectman				Board of Finance			
Item Description	Qty	Per Unit Cost	Extended Cost	Opt. Subtotals	Qty	Per Unit Cost	Extended Cost	Opt. Subtotals	Qty	Per Unit Cost	Extended Cost	Opt. Subtotals	Qty	Per Unit Cost	Extended Cost	Opt. Subtotals
Fiscal:																
Payroll HR Project	1	$ 25,000.00	$ 25,000.00		1	$ 25,000.00	$ 25,000.00		1	$ 25,000.00	$ 25,000.00		1	$ 25,000.00	$ 25,000.00	
EDC:																
Feasibility Study (key town-owned land)	1	$ 20,000.00	$ 20,000.00		1	$ 20,000.00	$ 20,000.00		1	$ 20,000.00	$ 20,000.00		1	$ 20,000.00	$ 20,000.00	
Wayfaring signs	4	$ 3,200.00	$ 12,800.00		0	$ 3,200.00	$ -		0	$ 3,200.00	$ -		0	$ 3,200.00	$ -	
IT																
Re-Wire Town Hall	1	$ 18,000.00	$ 18,000.00		0	$ 18,000.00	$ -		0	$ 18,000.00	$ -		0	$ 18,000.00	$ -	
Re-Wire Garage	1	$ 3,000.00	$ 3,000.00		0	$ 3,000.00	$ -		0	$ 3,000.00	$ -		0	$ 3,000.00	$ -	
Re-Wire Senior CNTR	1	$ 6,000.00	$ 6,000.00		0	$ 6,000.00	$ -		0	$ 6,000.00	$ -		0	$ 6,000.00	$ -	
EMD:																
Instalert Variable Message Sign - Veh	1	$ 8,445.00	$ 8,445.00		0	$ 8,445.00	$ -		0	$ 8,445.00	$ -		0	$ 8,445.00	$ -	
Instalert Variable Message Sign - Pole	1	$ 9,058.00	$ 9,058.00		0	$ 9,058.00	$ -		0	$ 9,058.00	$ -		0	$ 9,058.00	$ -	
Senior:																
Welcome Station*	1	$ 2,350.00	$ 2,350.00		0	$ 2,350.00	$ -		0	$ 2,350.00	$ -		0	$ 2,350.00	$ -	
Flooring for Activities Room	1	$ 22,000.00	$ 22,000.00		0	$ 22,000.00	$ -		0	$ 22,000.00	$ -		0	$ 22,000.00	$ -	
Carpeting for Meeting Room	1	$ 6,000.00	$ 6,000.00		0	$ 6,000.00	$ -		0	$ 6,000.00	$ -		0	$ 6,000.00	$ -	
Table Tennis Table	1	$ 500.00	$ 500.00		0	$ 500.00	$ -		0	$ 500.00	$ -		0	$ 500.00	$ -	
Fire Department			$ -				$ -				$ -				$ -	
Security cameras & system	1	$ 65,000.00	$ 65,000.00		0	$ 65,000.00	$ -		0	$ 65,000.00	$ -		0	$ 65,000.00	$ -	
Library			$ -				$ -				$ -				$ -	
Replace 2 refrigerators			$ -				$ -				$ -				$ -	
Replace 3 bk. steel bins			$ -				$ -				$ -				$ -	
Park & Rec			$ -				$ -				$ -				$ -	
Ballantine Park- Picnic Tables	6	$ 1,500.00	$ 9,000.00		0	$ 1,500.00	$ -		0	$ 1,500.00	$ -		0	$ 1,500.00	$ -	
Community House- Paint Building Exteriors	1	$ 22,000.00	$ 22,000.00		0	$ 22,000.00	$ -		0	$ 22,000.00	$ -		0	$ 22,000.00	$ -	
Community House- Restroom Renovation	1	$ 38,000.00	$ 38,000.00		0	$ 38,000.00	$ -		0	$ 38,000.00	$ -		0	$ 38,000.00	$ -	
Community House- Upper Field Light Upgrades	1	$ 380,000.00	$ 380,000.00		1	$ -	$ -		1	$ -	$ -		1	$ -	$ -	
Privacy, Pad and Shade Structure for Portable Toliets	3	$ 5,000.00	$ 15,000.00		0	$ 5,000.00	$ -		0	$ 5,000.00	$ -		0	$ 5,000.00	$ -	
Recreation Software	1	$ 5,500.00	$ 5,500.00		1	$ 5,500.00	$ 5,500.00		1	$ 5,500.00	$ 5,500.00		1	$ 5,500.00	$ 5,500.00	
Seaman's Fencing	1000	$ 16.50	$ 16,500.00		0	$ 16,500.00	$ -		0	$ 16,500.00	$ -		0	$ 16,500.00	$ -	
Settlers Park- Community Garden Pathway & Parking	1	$ 50,000.00	$ 50,000.00		0	$ 50,000.00	$ -		0	$ 50,000.00	$ -		0	$ 50,000.00	$ -	
Settlers Park - Shade Structure	1	$ 25,000.00	$ 25,000.00		0	$ 25,000.00	$ -		0	$ 25,000.00	$ -		0	$ 25,000.00	$ -	
Town Boat Launch- Dock and gangway	1	$ 30,000.00	$ 30,000.00		1	$ 30,000.00	$ -		1	$ 30,000.00	$ -		1	$ 30,000.00	$ -	
Transfer Stattion			$ -				$ -				$ -				$ -	
Diesel Tank - New Concrete Double Wall	1	$ 12,000.00	$ 12,000.00		0	$ 12,000.00	$ -		0	$ 12,000.00	$ -		0	$ 12,000.00	$ -	
Renovation of the Transfer Station	1	$ 1,200,000.00	$ 1,200,000.00		1	$ -	$ -		1	$ -	$ -		1	$ -	$ -	
Highway																
Traffic Signal Camera (In Leiu of Loop)	6	$ 25,000.00	$ 150,000.00		3	$ 25,000.00	$ 75,000.00		3	$ 25,000.00	$ 75,000.00		3	$ 25,000.00	$ 75,000.00	
Crusher (Concrete/Rocks/Process)	1	$ 15,000.00	$ 15,000.00		0	$ 15,000.00	$ -		0	$ 15,000.00	$ -		0	$ 15,000.00	$ -	
Drainage Study	1	$ 100,000.00	$ 100,000.00		0	$ 100,000.00	$ -		0	$ 100,000.00	$ -		0	$ 100,000.00	$ -	
Animal Control																
Tommy gate (lift gate)	1	$ 6,400.00	$ 6,400.00		1	$ 6,400.00	$ 6,400.00		1	$ 6,400.00	$ 6,400.00		1	$ 6,400.00	$ 6,400.00	
Electors																
New Tabulators	12	$ 7,000.00	$ 84,000.00		0	$ 7,000.00	$ -		0	$ 7,000.00	$ -		0	$ 7,000.00	$ -	
Privacy Voting Boots	7	$ 899.00	$ 6,293.00		7	$ 899.00	$ 6,293.00		7	$ 899.00	$ 6,293.00		7	$ 899.00	$ 6,293.00	

TOWN OF SOUTHBURY
FISCAL YEAR 2022-2023
DEPARTMENTAL OPERATING BUDGET ($)

DEPT:	Vehicle
DEPT NUM:	10700

TOTALS	805,000	725,000	725,000	725,000	700,000	700,000	700,000	700,000	-3.45%	

ACCT DESCRIPTION	ACCT OBJECT CODE	FY 2020-2021 ACTUAL EXPENDITURE	FY 2021-2022 BUDGET	FY 2021-2022 YTD ACTUAL	FY 2021-2022 ESTIMATED EXPENDITURES	FY 2022-2023 DEPARTMENT REQUEST	FY 2022-2023 FIRST SEL BUDGET	FY 2022-2023 BOS BUDGET	FY 2022-2023 BOF BUDGET	% CHANGE	EXPLANATION
25 year plan	57095	805,000	725,000	725,000	725,000	700,000	700,000	700,000	700,000	-3.45%	Plan
							-	-	-	N/A	
							-	-	-	N/A	
							-	-	-	N/A	
							-	-	-	N/A	
							-	-	-	N/A	
							-	-	-	N/A	
							-	-	-	N/A	
							-	-	-	N/A	
							-	-	-	N/A	
							-	-	-	N/A	
							-	-	-	N/A	
							-	-	-	N/A	
							-	-	-	N/A	
							-	-	-	N/A	
							-	-	-	N/A	
							-	-	-	N/A	
							-	-	-	N/A	
							-	-	-	N/A	
							-	-	-	N/A	
							-	-	-	N/A	
							-	-	-	N/A	
							-	-	-	N/A	

Town of Southbury CT
Vehicle Replacement Plan
30 Year Plan
Factor 0.023 (UDA long term inflation forecast)

Area	21-22	22-23	23-24	24-25	25-26	26-27	27-28	28-29	29-30	30-31	31-32	32-33	33-34	34-35	35-36	36-37	37-38	38-39	39-40	40-41	41-42	42-43	43-44	44-45	45-46
	Fiscal Year																								
Public Works	1,101	479	129	674	202	-	-	56	212	276	580	536	1,053	969	671	581	533	159	230	387	116	739	-	970	474
Police Department	-	193	171	262	178	44	128	192	294	220	49	143	215	329	224	55	161	241	369	271	62	180	270	-	281
Fire Department	-	125	207	1,436	207	485	326	490	326	326	326	326	1,315	326	519	326	1,121	203	119	119	-	226	249	168	1,404
Town Properties	-	24	41	-	103	75	-	-	-	-	-	42	52	129	37	95	-	-	-	-	-	65	162	-	123
Other Town Vehicles	38	-	-	30	54	-	13	88	-	36	65	-	-	43	-	47	-	183	-	-	-	15	52	93	-
Senior Services	-	145	81	82	84	-	-	-	-	182	102	103	105	-	-	-	-	-	-	228	128	129	132	-	-
Total	1,139	965	629	2,484	828	605	467	826	832	1,039	1,121	1,150	2,740	1,796	1,451	1,104	1,814	785	718	1,005	306	1,355	865	1,231	2,281

		21-22	22-23	23-24	24-25	25-26	26-27	27-28	28-29	29-30	30-31	31-32	32-33	33-34	34-35	35-36	36-37	37-38	38-39	39-40	40-41	41-42	42-43	43-44	44-45	45-46
		Fiscal Year																								
A. FISCAL YEAR REPLACEMENT COST (UNADJUSTED)		1,139	965	629	2,484	828	605	467	826	832	1,039	1,121	1,150	2,740	1,796	1,451	1,104	1,814	785	718	1,005	306	1,355	865	1,231	2,281
B. FUND BALANCE - START OF YEAR	0.05	3,799	3,379	3,108	3,207	1,491	1,470	1,713	2,135	2,243	2,392	2,382	2,342	2,327	783	243	112	393	34	775	1,658	2,333	3,788	4,283	5,356	6,160
C. Budget Funding		725	700	735	772	810	851	893	938	985	1,034	1,086	1,140	1,197	1,257	1,320	1,386	1,455	1,528	1,604	1,685	1,769	1,857	1,950	2,048	2,150
D. LESS REPLACEMENT COST	1190	1,139	965	629	2,484	828	605	467	826	832	1,039	1,121	1,150	2,740	1,796	1,451	1,104	1,814	785	718	1,005	306	1,355	865	1,231	2,281
E. PLUS INTEREST (V/R x B)		7	6	6	3	3	3	4	4	5	5	5	5	2	0	0	1	0	2	3	5	8	9	11	12	12
STATE GRANTS FOR SENIOR BUS																										
G. FUND BALANCE - YR END		3,379	3,108	3,207	1,491	1,470	1,713	2,135	2,243	2,392	2,382	2,342	2,327	783	243	112	393	34	775	1,658	2,333	3,788	4,283	5,356	6,160	6,017

INTEREST ON AVERAGE FUND BALANCE ESTIMATED TO BE
AT .2% PER YEAR ON BEGINNING FUND BALANCE.

Summary: Per Financing Southbury, the vehicle replacement program is pay-as-you-go. Th Administration with approval of the Board of Selectman and Board of Finance may add items to current years approved list provided the added item does not exceed the balance in the relevant funding year.

TOWN OF SOUTHBURY
FISCAL YEAR 2022-2023
DEPARTMENTAL OPERATING BUDGET ($)

DEPT:	Infrastructure / Long Term Capital
DEPT NUM:	10700

TOTALS	205,700	226,270	226,270	226,270	237,584	237,584	237,584	237,584	5.00%	

ACCT DESCRIPTION	ACCT OBJECT CODE	FY 2020-2021 ACTUAL EXPENDITURE	FY 2021-2022 BUDGET	FY 2021-2022 YTD ACTUAL	FY 2021-2022 ESTIMATED EXPENDITURES	FY 2022-2023 DEPARTMENT REQUEST	FY 2022-2023 FIRST SEL BUDGET	FY 2022-2023 BOS BUDGET	FY 2022-2023 BOF BUDGET	% CHANGE	EXPLANATION
Reserve Fund	Various	205,700	226,270	226,270	226,270	237,584	237,584	237,584	237,584	5.00%	Plan
							-	-	-	N/A	
							-	-	-	N/A	
							-	-	-	N/A	
							-	-	-	N/A	
							-	-	-	N/A	
							-	-	-	N/A	
							-	-	-	N/A	
							-	-	-	N/A	
							-	-	-	N/A	
							-	-	-	N/A	
							-	-	-	N/A	
							-	-	-	N/A	
							-	-	-	N/A	
							-	-	-	N/A	
							-	-	-	N/A	
							-	-	-	N/A	
							-	-	-	N/A	
							-	-	-	N/A	
							-	-	-	N/A	
							-	-	-	N/A	
							-	-	-	N/A	
							-	-	-	N/A	

Town of Southbury CT
Infrastructure Budget & Reserve
15 year Plan

								Fiscal Year												
	Area	**20-21**	**21-22**	**22-23**	**23-24**	**24-25**	**25-26**	**26-27**	**27-28**	**29-29**	**30-31**	**31-32**	**32-33**	**33-34**	**34-35**	**35-36**	**36-37**	**37-38**	**38-39**	**40-41**	**41-42**
	Community Bldg	-	19,500	29,600	23,500	29,000	8,000	3,500	68,723	1,000	11,000	6,000	1,000	1,000	1,000	148,000	21,500	16,000	16,000	16,000	28,500
	Fire Department	-	13,650	-	21,020	-	40,000	-	8,156	-	16,000	-	-	75,000	61,941	-	-	-	-	-	-
	Library	-	34,000	46,000	77,463	1,000	2,500	2,750	67,275	216,700	34,100	13,700	184,000	29,950	29,400	7,100	4,800	20,000	5,200	5,400	80,500
	Police Department	-	55,000	65,000	6,825	52,500	29,500	55,000	27,879	-	12,500	-	12,500	-	5,500	17,500	20,000	-	-	-	60,000
	Public Works	-	6,500	186,500	20,000	85,358	111,000	75,000	6,039	27,500	100,000	100,000	112,500	100,000	11,202	5,000	5,500	6,000	6,500	7,000	138,500
	Town Hall	-	55,751	100,350	47,850	98,082	12,850	12,850	112,558	122,850	87,850	16,350	12,850	12,850	46,035	27,850	34,850	44,850	14,850	14,850	79,850
	Animal Control	1,500	27,000	10,000	3,000	12,000	40,000	5,000	-	4,000	16,500	15,500	-	-	-	-	-	-	-	-	38,000
	Streetscape	-	33,500	10,000	76,000	43,750	-	-	17,500	-	-	-	175,000	45,000	10,000	10,000	-	-	40,000	35,000	-
	Parks	-	29,500	44,000	8,500	25,000	40,000	325,000	7,500	-	60,000	40,000	25,000	10,000	15,000	50,000	-	-	-	55,000	35,000
	Historic Bldgs	-	2,000	19,950	17,250	6,250	32,550	2,750	-	8,500	2,000	26,925	103,500	-	-	-	7,500	39,200	3,000	-	-
	Total Annual	1,500	276,401	511,400	301,408	352,940	316,400	481,850	315,629	380,550	339,950	218,475	626,350	273,800	180,078	265,450	94,150	126,050	85,550	133,250	460,350
	Total Cum.	1,500	277,901	789,301	1,090,709	1,443,648	1,760,048	2,241,898	2,557,528	2,938,078	3,278,028	3,496,503	4,122,853	4,396,653	4,576,731	4,842,181	4,936,331	5,062,381	5,147,931	5,281,181	5,741,531
	Reserve account BB	180,658	534,858	484,727	610,910	558,965	467,962	426,594	233,528	221,123	158,957	153,311	285,855	28,075	141,274	367,544	528,760	882,609	1,226,958	1,635,327	2,020,692
	One-time addition	150,000		400,000																	
5%	**Budget Funding**	205,700	226,270	237,584	249,463	261,936	275,033	288,784	303,223	318,385	334,304	351,019	368,570	386,998	406,348	426,666	447,999	470,399	493,919	518,615	544,546
366,263	**Uses**	1,500	276,401	511,400	301,408	352,940	316,400	481,850	315,629	380,550	339,950	218,475	626,350	273,800	180,078	265,450	94,150	126,050	85,550	133,250	460,350
	Unassigned transfer																				
	Balance EB	534,858	484,727	610,910	558,965	467,962	426,594	233,528	221,123	158,957	153,311	285,855	28,075	141,274	367,544	528,760	882,609	1,226,958	1,635,327	2,020,692	2,104,888
	Budget line	205,700	226,270	237,584	249,463	261,936	275,033	288,784	303,223	318,385	334,304	351,019	368,570	386,998	406,348	426,666	447,999	470,399	493,919	518,615	544,546

		Replacements	Annual Maintenance
		1%	0.400%
Originl cost buildings	20,459,037	204,590.37	81,836

TOWN OF SOUTHBURY
FISCAL YEAR 2022-2023
DEPARTMENTAL OPERATING BUDGET ($)

DEPT:	Reserves
DEPT NUM:	10700

TOTALS	162,000	244,800	484,190	185,800	198,940	198,940	198,940	198,940	-18.73%	

ACCT DESCRIPTION	ACCT OBJECT CODE	FY 2020-2021 ACTUAL EXPENDITURE	FY 2021-2022 BUDGET	FY 2021-2022 YTD ACTUAL	FY 2021-2022 ESTIMATED EXPENDITURES	FY 2022-2023 DEPARTMENT REQUEST	FY 2022-2023 FIRST SEL BUDGET	FY 2022-2023 BOS BUDGET	FY 2022-2023 BOF BUDGET	% CHANGE	EXPLANATION
Revaluation		45,000	40,000	40,000	40,000	42,000	42,000	42,000	42,000	5.00%	Reval
Planning studies		40,000	30,000	30,000	30,000	45,000	45,000	45,000	45,000	50.00%	Planning
Information technology		40,000	42,800	42,800	42,800	44,940	44,940	44,940	44,940	5.00%	IT
L T Land		1,000	1,000	240,390	1,000	1,000	1,000	1,000	1,000	0.00%	Land
Farmland pres. & Open space		1,000	1,000	1,000	1,000	1,000	1,000	1,000	1,000	0.00%	Open Space
G I S		5,000	5,000	5,000	5,000	5,000	5,000	5,000	5,000	0.00%	GIS
SCBA Air Packs		30,000	30,000	30,000	30,000	30,000	30,000	30,000	30,000	0.00%	SCBA Airpacks
Communication		-	95,000	95,000	36,000	30,000	30,000	30,000	30,000	-68.42%	Cameras
							-	-	-	N/A	
							-	-	-	N/A	
							-	-	-	N/A	
							-	-	-	N/A	
							-	-	-	N/A	
							-	-	-	N/A	
							-	-	-	N/A	
							-	-	-	N/A	
							-	-	-	N/A	
							-	-	-	N/A	
							-	-	-	N/A	
							-	-	-	N/A	
							-	-	-	N/A	
							-	-	-	N/A	
							-	-	-	N/A	
							-	-	-	N/A	

TOWN OF SOUTHBURY
FISCAL YEAR 2022-2023
DEPARTMENTAL OPERATING BUDGET ($)

DEPT:	Debt
DEPT NUM:	10052

TOTALS	882,238	531,192	531,192	531,192	436,902	436,902	436,902	436,902	-17.75%	

ACCT DESCRIPTION	ACCT OBJECT CODE	FY 2020-2021 ACTUAL EXPENDITURE	FY 2021-2022 BUDGET	FY 2021-2022 YTD ACTUAL	FY 2021-2022 ESTIMATED EXPENDITURES	FY 2022-2023 DEPARTMENT REQUEST	FY 2022-2023 FIRST SEL BUDGET	FY 2022-2023 BOS BUDGET	FY 2022-2023 BOF BUDGET	% CHANGE	EXPLANATION
Annual Debt Payment	55013	882,238	531,192	531,192	531,192	436,902	436,902	436,902	436,902	-17.75%	Debt
							-	-	-	N/A	
							-	-	-	N/A	
							-	-	-	N/A	
							-	-	-	N/A	
							-	-	-	N/A	
							-	-	-	N/A	
							-	-	-	N/A	
							-	-	-	N/A	
							-	-	-	N/A	
							-	-	-	N/A	
							-	-	-	N/A	
							-	-	-	N/A	
							-	-	-	N/A	
							-	-	-	N/A	
							-	-	-	N/A	
							-	-	-	N/A	
							-	-	-	N/A	
							-	-	-	N/A	
							-	-	-	N/A	
							-	-	-	N/A	
							-	-	-	N/A	
							-	-	-	N/A	

TOWN OF SOUTHBURY
FISCAL YEAR 2022-2023
DEPARTMENTAL OPERATING BUDGET ($)

DEPT:	Roads & Bridges
DEPT NUM:	10122

TOTALS	2,505,000	1,603,578	1,603,578	1,603,578	1,832,349	1,832,349	1,582,349	1,532,349	-4.44%	

ACCT DESCRIPTION	ACCT OBJECT CODE	FY 2020-2021 ACTUAL EXPENDITURE	FY 2021-2022 BUDGET	FY 2021-2022 YTD ACTUAL	FY 2021-2022 ESTIMATED EXPENDITURES	FY 2022-2023 DEPARTMENT REQUEST	FY 2022-2023 FIRST SEL BUDGET	FY 2022-2023 BOS BUDGET	FY 2022-2023 BOF BUDGET	% CHANGE	EXPLANATION
Funding for roads & bridges	569003	2,155,000	1,353,578	1,353,578	1,353,578	1,332,349	1,332,349	1,332,349	1,282,349	-5.26%	Roads
							-	-	-	N/A	
Bridge Reserve		350,000	250,000	250,000	250,000	250,000	250,000	250,000	250,000	0.00%	Bridges
							-	-	-	N/A	
Drainage		-	-	-	-	250,000	250,000	-	-	N/A	
							-	-	-	N/A	
Additional bridge funding							-	-	150,000	N/A	
							-	-	-	N/A	
From unassigned							-	-	(150,000)	N/A	
							-	-	-	N/A	
							-	-	-	N/A	
							-	-	-	N/A	
							-	-	-	N/A	
							-	-	-	N/A	
							-	-	-	N/A	
							-	-	-	N/A	
							-	-	-	N/A	
							-	-	-	N/A	
							-	-	-	N/A	
							-	-	-	N/A	
							-	-	-	N/A	

TOWN OF SOUTHBURY
PROPOSED REVENUE BUDGET

	ACTUAL 2020-21	CURRENT BUDGET 2021-22	ACTUAL 9 MOS 2021-22	ESTIMATE 2021-22	PROPOSED 2022-23
PROPERTY TAXES	62,075,169	62,656,715	62,094,759	62,280,775	63,037,905
TOTAL	62,075,169	62,656,715	62,094,759	62,280,775	63,037,905
MV SUPPLEMENTAL	581,090	600,000	662,371	665,000	600,000
PRIOR YEARS TAXES	567,276	360,225	399,786	413,017	360,225
INTEREST / FEES	323,196	207,000	255,016	257,931	262,000
PERMITS / FEES	373,302	236,850	368,780	378,668	258,050
INT. ON INVESTMENTS	30,054	19,600	28,170	35,000	347,110
INT. ON FIA INVEST	282,670	463,591	0	463,591	319,810
MISCELLANEOUS	460,195	322,600	334,897	452,460	331,500
RECREATION	249,112	234,855	255,958	265,000	300,000
STATE OF CT	503,176	283,569	376,926	662,561	600,157
STATE OF CT-T A R	370,237	370,237	370,144	370,144	370,144
TELECOM PROPERTY TAX	90,102	105,000	49,298	90,000	70,350
TOWN CLERK	779,862	503,800	661,201	678,050	458,800
DOG LICENSES & FEES	6,154	5,000	1,596	2,000	5,000
SURPLUS DRAW DOWN	0	(1,054,472)	0	0	684,932
REGION 15 ESTIMATED SURPLUS	30,648	10,000	0	0	10,000
MEDICAL POOL RESERVE					300,000
TRANSFER IN PVT DUTY	150,000	150,000	8,848	150,000	150,000
TOTAL	4,797,073	2,817,855	3,772,992	4,883,422	5,428,077
STATE ECS SCHOOL	3,786,087	3,785,641	2,145,464	4,290,927	4,961,238
STATE ECS TOWN	0	0	0	0	0
TOTAL	70,658,329	69,260,211	68,013,215	71,455,123	73,427,220

TOWN	21,917,427
TOTAL TOWN	21,917,427
BOE	51,509,793
TOTAL BOE	51,509,793
TOTAL BUDGET	73,427,220

MILL RATE CALCULATION - 2022/2023

		2021 Grand List
TOTAL NET TAXABLE ASSESSMENT (LESS EXEMPTIONS) Before board of Assesment Appeals		2,232,838,399
ADJUST FOR BOARD OF ASSESSMENT APPEALS ESTIMATED ADJUSTMENTS		-
		2,232,838,399
AMOUNT TO BE RAISED BY TAXATION - (from "current year taxes" - revenue budget)		63,037,904.93
TAX LEVY - assuming a tax collection rate of ….....	99.40%	
(Tax Levy = billed amount = Amount to be Raised by Taxation divided by Collection Rate)		63,418,415
Add Tax Credits:		
* Unexpected Surplus		-
* Southbury Elderly Tax Benefit		324,827
* State Elderly Circuit Breaker Program		202,471
ADJUSTED TAX LEVY		63,945,713
MILL RATE (= tax levy divided by (Taxable Net Assesment / 1000)		28.639
	PRIOR YEAR MILL RATE	29.300
		Last Year
EFFECTIVE TAX INCREASE		-0.661
PERCENTAGE		-2.26%

TOWN OF SOUTHBURY
FISCAL YEAR 2022-23
Statement of Fund Balance

				Proposed
Unassigned				
Fund balance 6-30-2021				$ 4,048,924
ARPA May				$ 2,896,024
Assigned balance Edgewood				$ 2,115,000
Earmarks	22-23			
Prior fiscal year approved earmarks:				
Edgewood	(2,115,000)			
ARPA	(2,896,024)			
ARPA May 2022	(2,896,024)			
		(7,907,048)		
Current year earmarks:				
Major capital projects fund				
Additional infrastructure for brine operations		(1)		
				(7,907,049)
Unassigned Subtotal				$ 1,152,899
Est. Operating Variance 20-22				
Estimated revenue surplus (deficit)	1,140,440			
Estimated expediture surplus (deficit)	645,731			
		$ 1,786,172		$ 1,786,172
Est. Unassigned Bal as of 6-30-22				$ 2,939,071
Additional Uses				
Add'l Future Purpose maintain @ 7.58%	$ (155,742)			
Add'l Pension Funding	$ (271,000)			
Bridges & Drainage (ARPA)	$ (150,000)			
HD Startup	$ (250,000)			
Infrastructure	$ (400,000)			
		$ (1,226,742)		$ (1,226,742)
Balance Available for future use				$ 1,712,329

Budget-22-23	Budget-21-22	Budget-20-21	
3.45%	3.72%	0.76%	
51,509,793	49,792,022	48,007,514	school
21,917,427	21,580,558	22,423,079	town
73,427,220	71,372,580	70,430,593	
7.58%	7.58%	7.58%	
5,565,783	5,410,042	5,338,639	current bonding reserve
5,410,042	5,338,639	5,326,047	
155,742	71,403	12,591	

FY 201-2022		$ (1,057,897)	
	$ (372,965)		
FY 2022-2023		$ (684,932)	40.00%
	$ (171,233)		
FY 2023-2024		$ (513,699)	30.00%
	$ (171,233)		
FY 2024-2025		$ (342,466)	20.00%
	$ (171,233)		
FY 2025-2026		$ (171,233)	10.00%
	$ (171,233)		
		$ (1,712,329)	100.00%

Fund 400 Capital Projects Fund

Approved Appropriation	Date Approved	Last Activity	Balance July 1	Current Year Allocation	Total Appropriation	FY 22 Expenditures	FY 22 Encumbrance	Available Balance	Removal
Door Security	06/30/16	05/31/19	8,067		8,067		8,067	-	05/30/22
Fire Department Telephone	06/30/17	06/30/19	1,450		1,450			1,450	06/29/22
Door Lock System	06/30/17	06/30/17	3,500	(2,348)	1,152		1,152	0	06/29/20
Community Park Restrooms	07/01/19	07/01/19	12,000		12,000			12,000	06/30/22
OSHA/Safety Improvements	06/30/19	12/20/20	5,043		5,043		-	5,043	12/20/23
Security Camera Upgrades	06/30/19	11/20/20	8,738		8,738	-	4,761	3,977	11/20/23
Roll Off Container	06/30/19	06/30/19	4,008		4,008	4,008	-	-	06/29/22
T-Hall Network Access	07/0/18	07/01/18	6,500	(6,500)	-			-	06/30/21
Emergency Operations	06/30/19	06/30/19	38,100		38,100			38,100	06/29/22
New Gas & Diesel Tanks	08/18/20	08/18/20	24,092		24,092	3,305	2,360	18,427	08/18/23
Radio Tower Inspection	*07/01/21*	*07/01/21*	-	*5,533*	*5,533*		*5,533*	-	*06/30/24*
Traning for Body Cameras	*07/01/21*	*07/01/21*	-	*7,027*	*7,027*			*7,027*	*06/30/24*
Podium	*07/01/21*	*07/01/21*	-	*3,200*	*3,200*		*2,291*	*909*	*06/30/24*
Community House Feasibilty	*07/01/21*	*07/01/21*	-	*15,000*	*15,000*			*15,000*	*06/30/24*
Credit Card System	*07/01/21*	*07/01/21*	-	*7,500*	*7,500*			*7,500*	*06/30/24*
OSHA/Fall Protection	*07/01/21*	*07/01/21*	-	*5,000*	*5,000*			*5,000*	*06/30/24*
					-			-	
Total			171,150	34,412	205,562	66,833	24,164	114,565	

Fund 600 Reserve Funds

Approved Appropriation	Date Approved	Type	Balance July 1	Year Allocation	Total Appropriation	FY 22 Expenditures	FY 22 Encumbrance	Available Balance
Vehicle Replacement / Upgrade	6/30/2020	30 year plan	3,798,099	725,000	4,523,099	439,024	847,916	3,236,159
Infrastructure	6/30/2020	15 year plan	471,662	226,270	697,932	78,418	31,699	587,815
Historic Buildings	6/30/2020	NA	2,014	-	2,014	-	-	2,014
Technology Reserve	6/30/2020	25 year plan	120,522	42,800	163,322	21,969	40,354	100,999
G.I.S	6/30/2020	25 year plan	140,006	5,000	145,006	8,551	32,884	103,571
SCBA Air Packs	6/30/2020	20 year plan	360,000	30,000	390,000	-	-	390,000
Planning Studies	6/30/2020	10 year plan	136,597	30,000	166,597	45,928	35,608	85,061
Radio Upgrade	6/30/2021	10 year plan	-	95,000	95,000	-	-	95,000
Salt-Overtime	6/30/2020	20 Storms	170,800		170,800	-	-	170,800
Total			5,199,699	1,154,070	6,353,769	593,891	988,460	4,771,419

Fund 700 Limited Reserve Funds

Approved Appropriation	Date Approved	Type	Balance July 1	Year Allocation	Total Appropriation	FY 22 Expenditures	FY 22 Encumbrance	Available Balance
LT Land Acquisition		Land	369,409	1,000	370,409	240,390	-	130,019
Open Space		Open Space	224,650	1,000	225,650	-	-	225,650
Planning Fees In Lieu		Fees	71,181	-	71,181			71,181
Total			665,240	2,000	667,240	240,390	-	426,850

Internal Service, Insurance & Region 15 Reserve Funds

Approved Appropriation	Fund	Type	Balance July 1	Year Allocation	Total Appropriation	FY 22 Expenditures	FY 22 Encumbrance	Available Balance
Insurance Reserve	200	Insurance	86,211	-	86,211	4,319	-	81,892
Revaluation - 2017	590	Revaluation	324,865	40,000	364,865	19,860	-	345,005
Medical Pool Reserve	575	Medical	490,294	1,096,610	1,586,904	956,687	-	630,217
Total			901,370	1,136,610	2,037,980	980,866	-	1,057,114

Roads & Bridges

Approved Appropriation	Fund	Type	Balance July 1	Year Allocation	Total Appropriation	FY 22 Expenditures	FY 22 Encumbrance	Available Balance
Bridge Projects	400	Bridge	1,654,308	250,000	1,904,308	21,636	173,290	1,709,382
Roads	400	Roads	1,911,720	1,353,578	3,265,298	1,150,341	1,341,921	773,036
Spruce Brook Bridge	400	Bridge	231,603	-	231,603	5,434		226,169
Pomp River Bridge (Due to State)	400	Bridge	492,856	-	492,856	-	-	492,856
Total			4,452,246	1,648,146	6,100,392	1,246,030	1,652,919	3,201,443

TOWN OF SOUTHBURY
SPECIAL REVENUE FUNDS
FISCAL YEAR 2022-2023

Special Revenue Funds are used to account for all revenue and expenditures authorized by a legislative body to be used for a specific purpose. The annual administrative budgets for the special revenue types are listed below. Any unexpended portion of these appropriations shall be held and remain at all times in these funds, segregated from the Town's General Fund. These funds are municipal budget neutral.

	Estimated Balance June 30, 2022	Appropriation	Estimated Revenue	Estimated Balance June 30, 2023
Private Duty	140,112	301,021	338,809	177,900
Park & Rec Programs - Trips	110,336	93,000	93,000	110,336
Elderly Transportation	11,000	16,000	16,000	11,000
Elderly Services	65,000	21,000	21,000	65,000
Elderly Gift	12,000	2,000	-	10,000
Town Clerk Records Preservation	77,141	11,000	10,000	76,141
Library Gift	2,716,307	189,969	189,969	2,716,307
Planning Open Space	72,500	-	1,000	73,500
Town Clerk LoCIP	78,141	5,000	5,000	78,141
Parks Improvement	25,000	8,000	8,000	25,000
Tree Settlement	-	-	14,000	14,000
Community Investment	6,573	1,000	1,000	6,573

The police private duty fund is used to record, collect and pay the wages of police officers hired by businesses, Region 15 and individuals who require a police officer. Examples would be CL & P for traffic control and Region 15 for sporting events and other functions.
The Town collects the direct payroll costs as well as overhead. This fund is maintained by the fiscal office who has the authority to spend these funds.

The Parks and Recreation Revolving Fund was established to handle the programs offered by Parks and Recreation by outside instructors. These programs are not funded by the Parks and Recreation budget. In each of these program offerings, the Town does not have any financial risk because the only direct expense is the reimbursement of the instructor and this is based on the number of students. If there are insufficient attendees, the program is canceled. The student fee is determined by taking the instructor fee plus supplies and adding to that an "overhead" charge to compensate the town for use of the building and utilities, marketing, and administration (including credit card fees) by the Parks and Recreation department. Over the years, it has become common to utilize the balance in the fund to pay for town-wide events like the summer concerts.
The Parks and Recreation Director maintains and has the authority to spend these funds.

The Elderly Services & Program Fund is made up of three separate funds. One is the transportation fund (440) which is net state grant monies carried over from the previous fiscal year. This is required by the grant. These funds are spent in the subsequent year before any new grant funds can be spent. Expenditures are approved by the Directors of Elderly services and Social services who have the authority to spend these funds.

The second fund included here is the "Friends" fund (465) which was established when the "new" senior center was being built. It is made up of totally donated funds and the "Friends of the senior center" has the authority to spend these funds.

The third fund (468) is the Elderly service fund which is made up of totally donated funds. The Director of Senior Services approves the expenditures for the betterment of Southbury's' seniors. The Director has authority to spend these funds.

The Town Clerk Record Preservation fund was established by a public act in 2000 and 2005 and receives its revenue from from a $2 per document fee collected by the Town Clerk. The Town clerk has the authority to spend these monies on record restoration and preservation and on education.

The library gift fund is utilized to pay for enhancements to the library above and beyond Town funding. The Library Board of Directors has the authority to spend these funds.

The planning fund was established so that developers could give the Town money in lieu of the 15% land requirement for open space from any new subdivision. These funds can be used to buy open space. A Town meeting is required to spend these funds.

The Town Clerk LOCIP fund was established by a state statute in 2005. A fee of $3 per document is collected.

These funds can be used to pay for local capital projects. (LOCIP) The Board of Selectmen and Board of Finance approves spending these funds.

The Parks Improvement fund is to be utilized to pay for enhancements not covered under the Town's normal operating budgets. The Board of Selectmen and Boards of finance approves spending these funds.

Funds received for settlement on trees cut on Town owned property. To be spent only to replace trees in town at the discretion of the Historic Tree Committee in cosultaion with the Public Works Director.

Edgewood Bath & Tennis Club are funds appropriated for the purchase of the club to replace existing town pool at Ballantine Park. Future revenues and expenditures for this operation will be kept in the fund and appropriated for future capital improvements.

"Shall the Town of Southbury appropriate $21,914,427 for the municipal budget and approve the special revenue fund appropriations for the fiscal year July 1, 2022 to June 30, 2023?"